

7201-02 Computing Element

www.IBM360.info

SFN-0205-1

IBM Parts Catalog

Preface

This Parts Catalog contains listings and illustrations of all replaceable assemblies, subassemblies and detail parts released to Production Control on or before October 31, 1971 for the 7201-02 Computing Element.

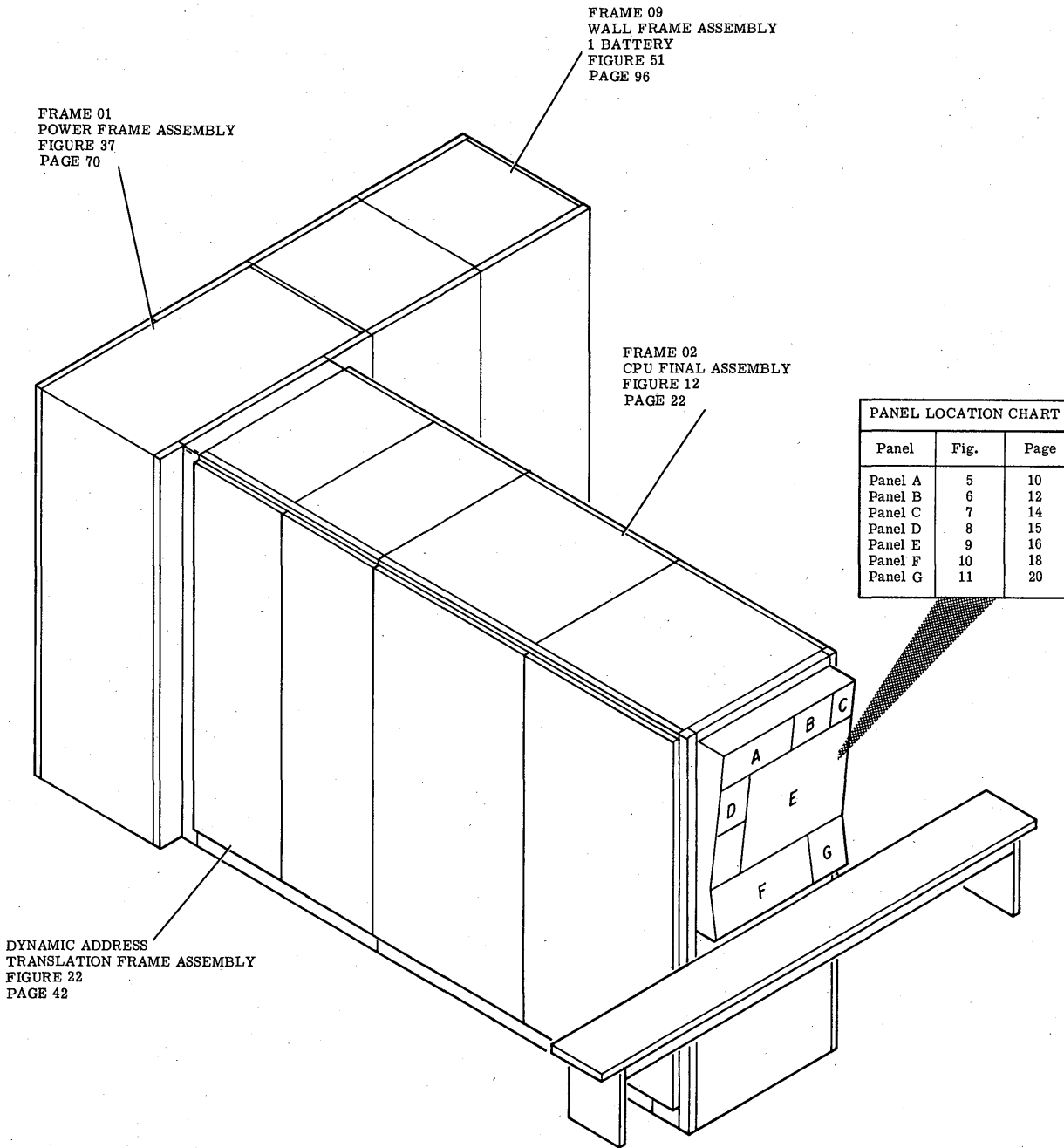
Second Edition (October, 1971)

This is a major revision of, and obsoletes SFN-0205-0.

This manual has been prepared by IBM Product Publications, Kingston, N.Y.

© Copyright International Business Machines Corporation 1970, 1971

Visual Index	v	33	3 Volt at 40 AMP Magnetic Amplifier Assembly	64
How To Use This Parts Catalog	vi	34	6 Volt DC at 40 AMP MC Power Supply Assembly	66
Catalog Section	1	35	Fan Assembly	68
Fig No.	Page	37	Power Frame Assembly - Frame 01, Sheet 1 of 2	70
1	2	37	Power Frame Assembly - Frame 01, Sheet 2 of 2	72
1	4	38	Relay Gate Housing Assembly	74
1	6	39	Right and Left Power Tub Assembly	76
4	8	39A	Fan Assembly	78
5	10	40	Remote O/V-O/C Terminal Board Assembly	79
6	12	41	Remote O/V-O/C Assembly	80
7	14	42	Remote O/V-O/C Assembly	81
8	15	43	48 Volt at 2 AMP Magnetic Amplifier Assembly	82
9	16	44	6 Volt at 25 AMP Magnetic Amplifier Assembly	84
	17	45	18 VDC at 11 AMP Power Supply Assembly	86
10	18	46	Power Box Assembly, Sheet 1 of 2	88
11	20	46	Power Box Assembly, Sheet 2 of 2	90
12	22	47	Line Filter Assembly	92
12	24	48	Right I/O Panel Assembly	94
13	26	49	Left I/O Panel Assembly	95
14	28	51	Wall Frame Assembly - 1 Battery - Frame 09	96
15	30	52	Bootstrap Supply Assembly	98
16	32	53	Power Sense and Battery Charger Assembly	100
17	34	54	Transformer Sub Assembly	102
17A	36	55	25 AMP Service Battery Package Assembly	104
17A	38	56	12 and 13 Battery Tray Assembly	106
18	40	57	Battery Package Assembly	108
22	42	59	Cable and Jumper Assembly Component Parts, Sheet 1 of 3	112
23	44	59	Cable and Jumper Assembly Component Parts, Sheet 2 of 3	114
24	46	59	Cable and Jumper Assembly Component Parts, Sheet 3 of 3	116
25	48			
26	50			
27	52			
28	54			
28	56			
29	58			
30	60			
31	62			
32	63			
			Numeric Index	X-1



7201-02 COVERS AND PANELS
FIGURE 1
PAGE 2

CABLE ASSEMBLIES
LIST 58
PAGE 110

CABLE COMPONENT PARTS
FIGURE 59
PAGE 112

How To Use This Parts Catalog

CATALOG STRUCTURE

A general understanding of the structure of this catalog is necessary in order for the user to find parts easily and quickly. The catalog contains three major sections:

Visual Index - Contains overview illustrations of the machine with references into the Catalog Section.

Catalog Section - Contains exploded view drawings of assemblies and subassemblies of the machine with their associated Parts Lists.

Numerical Index - Lists all parts used in the machine with reference to the illustration (figure) on which the part is shown.

FINDING A PART

The Visual Index is the starting point to locate a part. The Visual Index illustrations are overall views of the machine. These illustrations will refer you to one of two places:

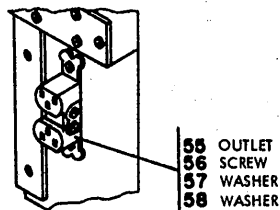
- (1) Another illustration in the Visual Index for finer detail of the portion of the machine in which you are interested and from there into a major assembly drawing in the Catalog Section, or
- (2) Directly into a major assembly drawing in the Catalog Section.

The major assembly drawing will either contain the desired part or it will reference a subordinate drawing; e.g., "See Figure 2 for detailed breakdown." Referencing may be carried to several levels before the desired part is found on an illustration. Once the part is found on an illustration, the index number serves as the key between the illustration and its associated Parts List.

ILLUSTRATION METHODS

Stacked Index Numbers

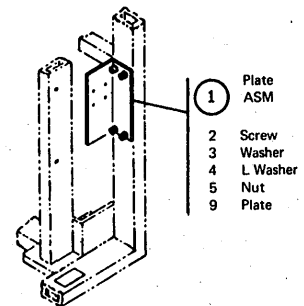
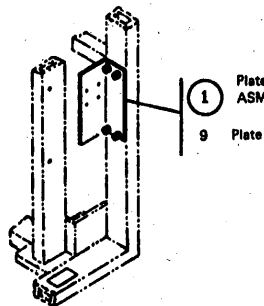
Stacked index numbers are used when showing a part and its attaching hardware as a group. The sequence of a typical stack is shown at the right. Use of the vertical line to the left of the stacked numbers is optional.



Circled Index Numbers

Circled index numbers indicate that the circled item is an assembly which is broken down within the figure. Two configurations are possible:

- (1) A circled index number with the index number of the end item of the assembly shown below the circled number.
- (2) A circled index number with attaching hardware stacked and with the end item of the assembly shown as the last index number in the stack.

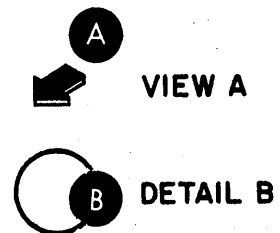


Reference Notes

Illustration notes that reference the next higher assembly are generally located in the upper left corner of the figure; e.g., "For Parts Not Shown, See Figure X." Illustration notes that reference a subassembly are located next to the index number; e.g., "See Figure Y."

Detail Boxes

A single-lined detail box is used to show either another view of an illustrated assembly or a finer breakdown of a portion of the illustrated assembly. The examples at the right are the symbols used to relate the content of the detail box to the assembly.



A double-lined detail box is used to show a different manufacturing level of a portion of the illustrated assembly. An explanation of the difference between these levels is contained within the box.

PARTS LIST NOMENCLATURE AND METHODS

The following terms are used throughout the Parts Lists; therefore, complete familiarity with them is essential. The terms are keyed to the sample parts list shown below.

- 1 AR (As Required) - denotes an undefined or an unknown quantity.
- 2 ATT PT (Attaching Parts) - denotes parts used to attach a part or subassembly to an assembly. The "attaching parts" are listed immediately following the part or subassembly to be attached and have the same indent level as the part or subassembly.
- 3 COMM (Commercial) - denotes hardware procurable from normal commercial sources and not identified by an IBM part number.
- 4 Indent pattern - indicates relationship of a part to its next higher assembly. For example:
 1 2 3 4
 Unit
 . Assemblies and Detail Parts of Unit
 . Attaching Parts for Assemblies & Detail Parts
 . . Subassemblies
 . . Attaching Parts for Subassemblies
 . . . Detail Parts for Subassemblies, etc.
- 5 NR (Not Recommended) - denotes the part is not recommended for field replacement, and that the next higher assembly should be ordered.
- 6 NP (Non-Procurable) - denotes the assembly is non-procurable and that detail parts must be ordered separately.
- 7 NO NO. (No Number) - denotes a group of parts for which no assembly part number has been assigned and that detail parts must be ordered separately.
- 8 REF (Reference) - denotes that quantities for such items are identified in the next higher assembly.
- 9 Similar Assemblies - If two assemblies contain a majority of identical parts, they are broken down on the same figure/list. Parts unique to either of the similar assemblies are identified by either a Usable On Code or a note in the description column.
- 10 Usable on Code - This column can be used to identify unique parts of similar assemblies (see 9 above). Two types of codes (an alphabetic and numeric) are used. For any given Parts List, the codes are defined at the top of that list and are only meaningful for that list.
 Alphabetic codes are used to identify unique parts of selective assemblies:
 Ex. 1 Code A - Used on 50-Hz machines.
 Code B - Used on 60-Hz machines.
 Ex. 2 Code A - Used on Red Cover Group.
 Code B - Used on Blue Cover Group.
 Code C - Used on Yellow Cover Group.
 Numeric codes are used to identify unique parts of different manufacturing levels of assemblies:
 Ex. 1 Code 1 - Used prior to suffix L7. (See 11 below.)
 Code 2 - Used after suffix L7.
 Ex. 2 Code 1 - Used prior to serial #10137.
 Code 2 - Used after serial #10137.
- 11 Suffix Code - indicates the month (alphabetic) and the year (numeric) of the engineering change; e.g., B 6 stamped after the serial number equals Feb 1966.

LIST AND INDEX NUMBER	PART NUMBER	DESCRIPTION	UNITS PER ASM.	USABLE ON CODE
		1 2 3 4		
		DRIVE MOTOR ASSEMBLY - 220 VOLTS		
2 -		CODE A USED ON 60 HZ ONLY CODE B USED ON 50 HZ ONLY CODE 1 USED ON ASM PRIOR TO B6 SUFFIX		
-	2199376 NP	DRIVE MOTOR ASM - 220 VOLTS 60 HZ	REF	1A
-	2199386 NP	DRIVE MOTOR ASM - 220 VOLTS 50 HZ	REF	1B
		FOR NEXT HIGHER ASM SEE FIGURE 1-92 FOR ILLUSTRATION SEE FIGURE 2		
- 1	2204176	. PULLEY, 60 HZ	1	A
- 1	2199255	. PULLEY, 50 HZ	1	B
- 2	79842	. SETSCREW, SPLINE DR CUP PT 8-32 X 3/8 LG	AR	
- 3	2204116	. MOTOR ASM, 220V AC 60 HZ	1	A
- 4	NO NO.	. MOTOR ASM, 220V AC 50 HZ	1	B
- 5	5526	. SCREW, MACH BIND HD 8-32 X 0.625 LG	4	
- 6	2204082	. . FERRULE, OUTER	1	
- 7	2204033	. . FERRULE, INNER	1	
- 8	COMM	. . MOTOR, 1/12 HP - 220V 60 HZ	1	A
- 8	2199258	. . MOTOR, 1/12 HP - 220V 50 HZ	1	B
- 9	2199401 NR	. PLATE, MOTOR MT - 220 VOLTS 60 HZ	1	A
- 9	2199402 NR	. PLATE, MOTOR MT - 220 VOLTS 50 HZ	1	B

CATALOG SECTION

www.ibm360.info

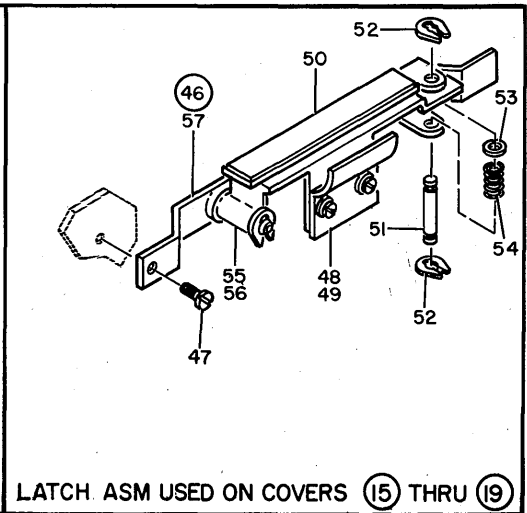
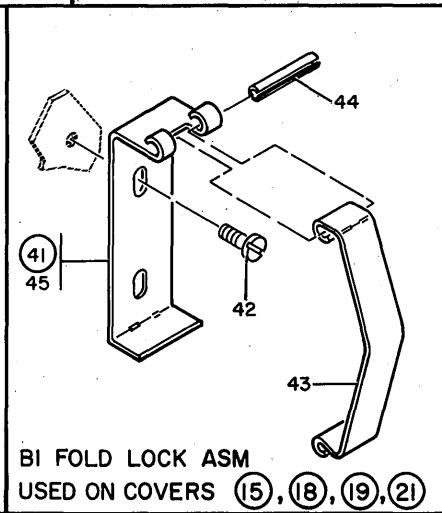
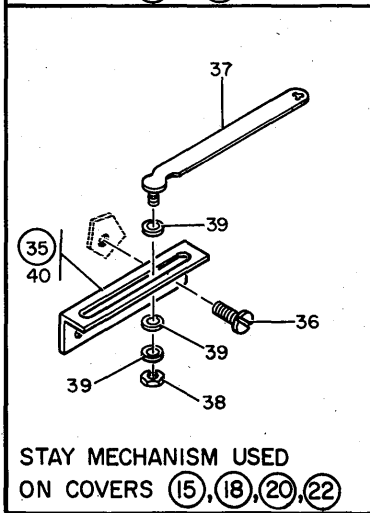
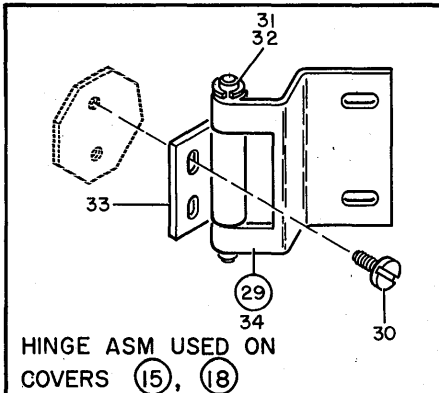
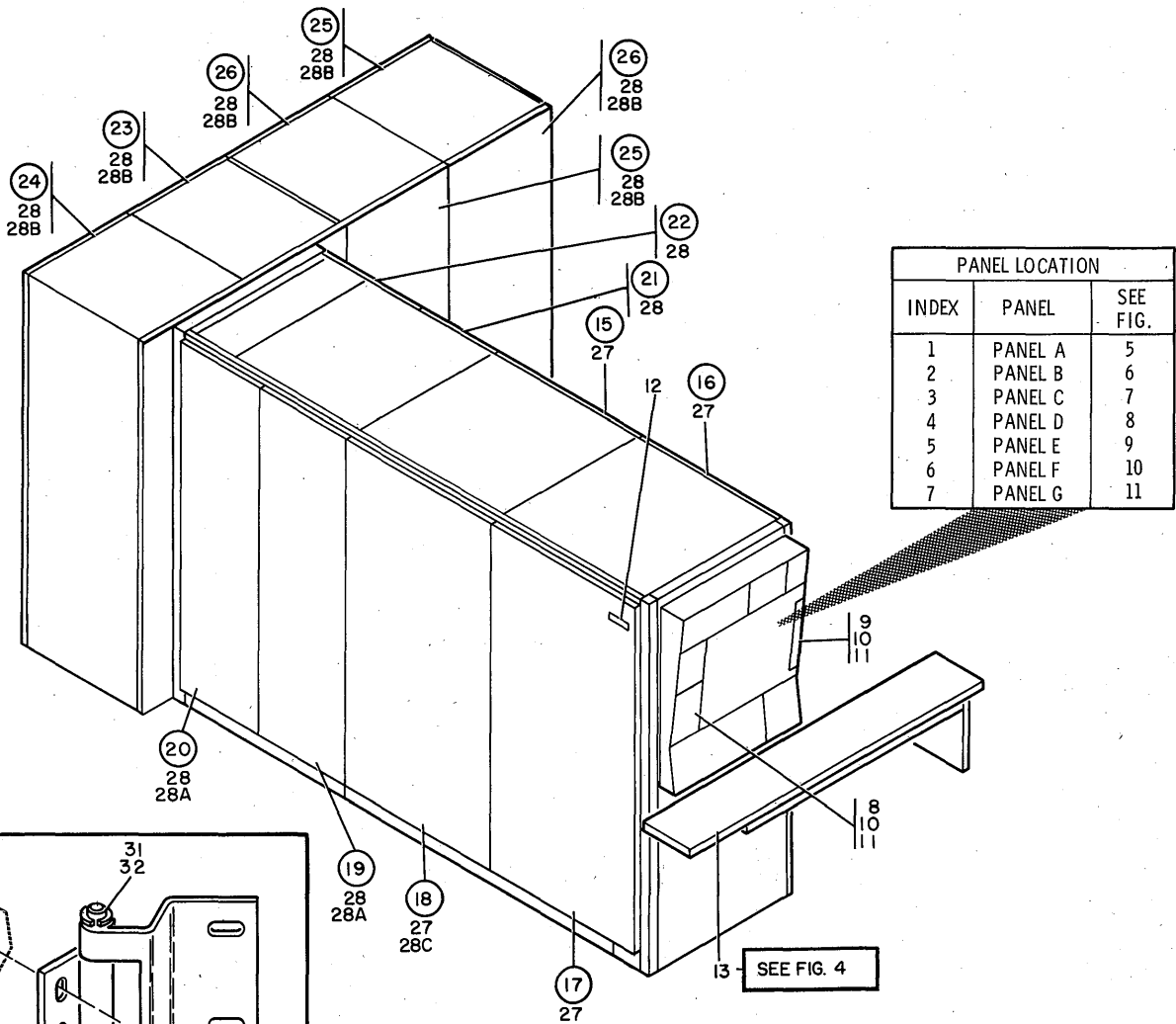


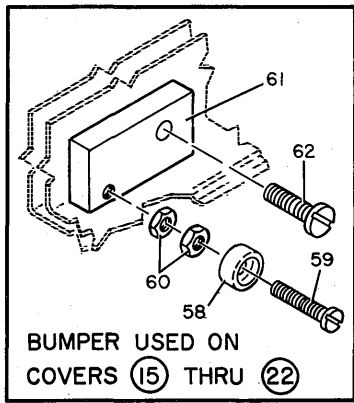
FIGURE 1. 7201-02 COVERS AND PANELS (SHEET 1 OF 3. INDEX NOS. 1-57)

LIST 1. 7201-02 COVERS AND PANELS

FIGURE- INDEX NUMBER	PART NUMBER	DESCRIPTION	UNITS PER ASM.	USABLE ON CODE
		1 2 3 4		
1 -	NO NO. NP	7201-02 COVERS AND PANELS		
- 1	5781320	. PANEL A ASSEMBLY CE CONSOLE FOR DETAIL BREAKDOWN SEE FIGURE 5	1	
- 2	5781321	. PANEL B ASSEMBLY CE CONSOLE FOR DETAIL BREAKDOWN SEE FIGURE 6	1	
- 3	5781322	. PANEL C ASSEMBLY CE CONSOLE FOR DETAIL BREAKDOWN SEE FIGURE 7	1	
- 4	5781323	. PANEL D ASSEMBLY CE CONSOLE FOR DETAIL BREAKDOWN SEE FIGURE 8	1	
- 5	5781324	. PANEL E ASSEMBLY CE CONSOLE FOR DETAIL BREAKDOWN SEE FIGURE 9	1	
- 6	5781325	. PANEL F ASSEMBLY CE CONSOLE FOR DETAIL BREAKDOWN SEE FIGURE 10	1	
- 7	5781326	. PANEL G ASSEMBLY CE CONSOLE FOR DETAIL BREAKDOWN SEE FIGURE 11	1	
- 8	5781832	. PANEL-BLANK	1	
- 9	5781807	. ROLLER PLATE-NOMENCLATURE	1	
- 10	257189	. NUT,HEX- 8-32 ATT PT	41	
- 11	55901	. WASHER,LOCK-EXT TEETH NO. 8 X 0.381 OD ATT PT	41	
- 12	5781456	. NAMEPLATE	1	
- 13	5373130	. CONSOLE TABLE,RH	1	
- 13	5373131	. CONSOLE TABLE,LH	1	
- 15	5781890	. COVER ASM,BLUE-RH FOR DETAIL BREAKDOWN SEE FIGURE 4	1	
- 15	5782243	. COVER-BLUE-RH	1	
- 16	5781524	. COVER ASM-BLUE	1	
- 16	5781522	. COVER-BLUE	1	
- 17	5400515	. COVER ASM-LH	1	
- 17	5403698	. COVER BLUE LH	1	
- 18	5397714	. COVER ASM BLUE LH	1	
- 18	5403686	. COVER BLUE LH	1	
- 19	5782263	. COVER ASM-SOLID,BI-FOLD-BLUE	1	
- 19	5726173	. LEFT FRONT COVER-BLUE	1	
- 20	5726185	. LEFT REAR LOGIC COVER ASSEMBLY-BLUE	1	
- 20	5726169	. LEFT REAR COVER-BLUE	1	
- 21	5726193	. RIGHT FRONT LOGIC COVER ASSEMBLY-BLUE	1	
- 21	5726177	. RIGHT FRONT COVER-BLUE	1	
- 22	5726181	. RIGHT REAR LOGIC COVER ASSEMBLY-BLUE	1	
- 22	5726165	. RIGHT REAR COVER-BLUE	1	
- 23	5723744	. COVER ASSEMBLY, VENTED LH	1	
- 23	5373001	. COVER,VENTED,HINGED,LH	1	
- 24	5723745	. COVER ASSEMBLY, VENTED RH	1	
- 24	5373000	. COVER,VENTED,HINGED,RH	1	
- 25	5403741	. COVER ASSEMBLY,REAR,LH	2	
- 25	5373001	. COVER,VENTED,HINGED,LH	1	
- 26	5403742	. COVER ASSEMBLY,REAR,HINGED	2	
- 26	5373000	. COVER,VENTED,HINGED,RH	1	
- 27	5372858	. SCREW,HEX HD 10-32 X .50 LG ATT PT	12	
- 28	332620	. SCREW,MACH-BIND HD 10-32 X 1/2 LG ATT PT	60	
- 28A	5407422	. SCREW,SHOULDER 10- 32 X .020 OD ATT PT	1	
- 28B	34512	. SCREW,BIND.HD 8-32 X .375 LG ATT PT	4	
- 28C	5407422	. SCREW,THD CUTTING-HEX HD 8-32 X 0.375 LG ATT PT	AR	
- 29	5397716	. HINGE ASM-COVER	AR	
- 30	32617	. SCREW,MACH-BIND HD 10-32 X 0.438 LG ATT PT	AR	
- 31	5372760	. PIN-HINGE	AR	
- 32	264641	. RING,RETAINING-EXT 0.114 ID X 0.025 THK ATT PT	AR	
- 33	5372855	. HINGE-DOOR	AR	
- 34	5372877	. HINGE,COVER	AR	
- 35	5418258	. STAY MECHANISM ASSEMBLY-RIGHT HAND	AR	
- 35	2418257	. STAY MECHANISM ASM-LEFT HAND	AR	
- 36	34512	. SCREW,BIND.HD 8-32 X .375 LG ATT PT	AR	
- 36	186758	. SCREW,MACH-BIND HD 8-32 X 0.438 ATT PT	AR	
- 37	5407557	. STAY ARM ASSEMBLY-R.H.	AR	
- 37	5407558	. STAY ARM ASSEMBLY-L.H.	AR	
- 38	72828	. NUT,SELF LKG,HEX- 8-32 X 0.334 FL W ATT PT	AR	
- 39	2561419	. WASHER ATT PT	AR	
- 40	5407559	. BRACKET ASSEMBLY,GUIDE-STAY MECHANISM	AR	
- 41	5372895	. LOCK ASM	AR	
- 42	34512	. SCREW,BIND.HD 8-32 X .375 LG ATT PT	AR	
- 43	5372893	. CLIP	AR	
- 44	311462	. PIN,SPRING- 0.133 X 0.750 LG ATT PT	AR	
- 45	5372894	. BRACKET	AR	

LIST 1. 7201-02 COVERS AND PANELS

FIGURE- INDEX NUMBER	PART NUMBER	DESCRIPTION	UNITS PER ASM.	USABLE ON CODE
		1 2 3 4		
1 -	46 5372775	. LATCH ASSEMBLY		
- 47	34512	. SCREW,BIND.HD 8-32 X .375 LG ATT PT	AR	
- 48	5397691	. CLAMP	AR	
- 49	58207	. SCREW,MACH-UNDRCT BIND HD 8-32 X 1/4 LG ATT PT	AR	
- 50	5407569	. PLATE	AR	
- 51	5372780	. PIN-SPRING GUIDE	AR	
- 52	257701	. RETAINER-PIVOT PIN	AR	
- 53	5312547	. SPACER,PIN,STAY ARM	AR	
- 54	223227	. SPRING,COMPRESSION	AR	
- 55	5372779	. HANDLE-ACTUATOR	AR	
- 56	1092125	. RING-RETAINING ATT PT	AR	
- 57	5372781	. BRACKET-LATCH PIVOT MOUNTING	AR	



FOR COVER
PART NUMBERS,
SEE SHEET 1

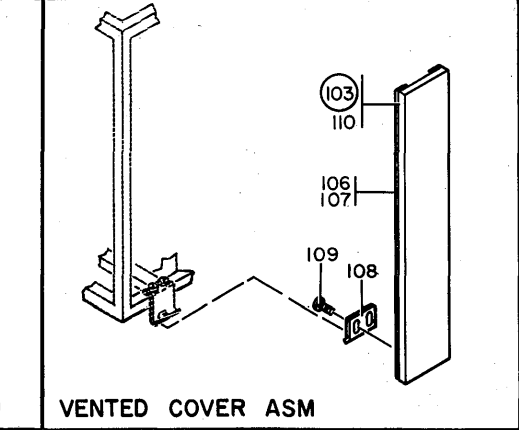
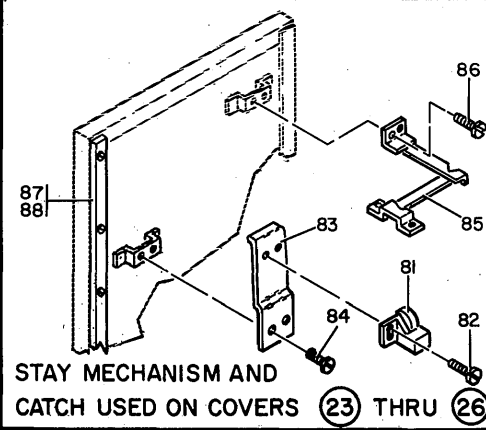
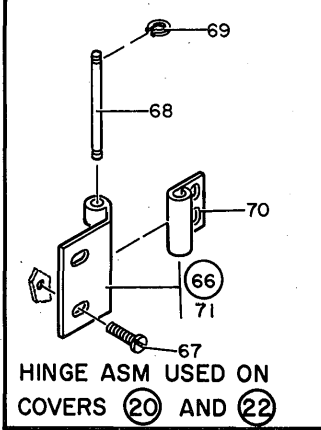
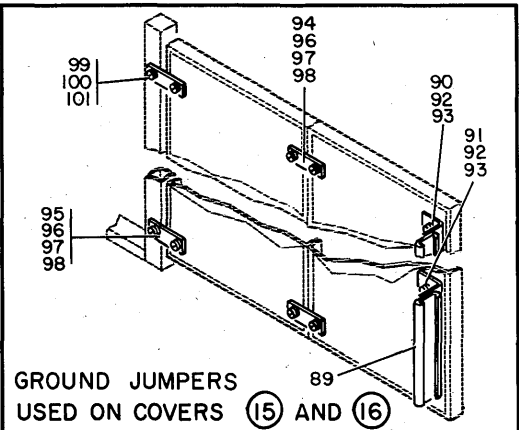
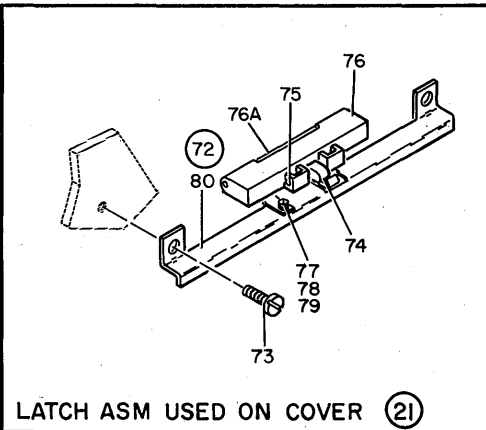
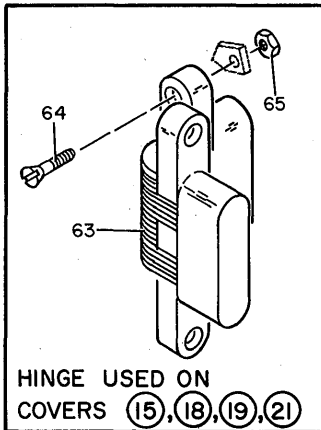
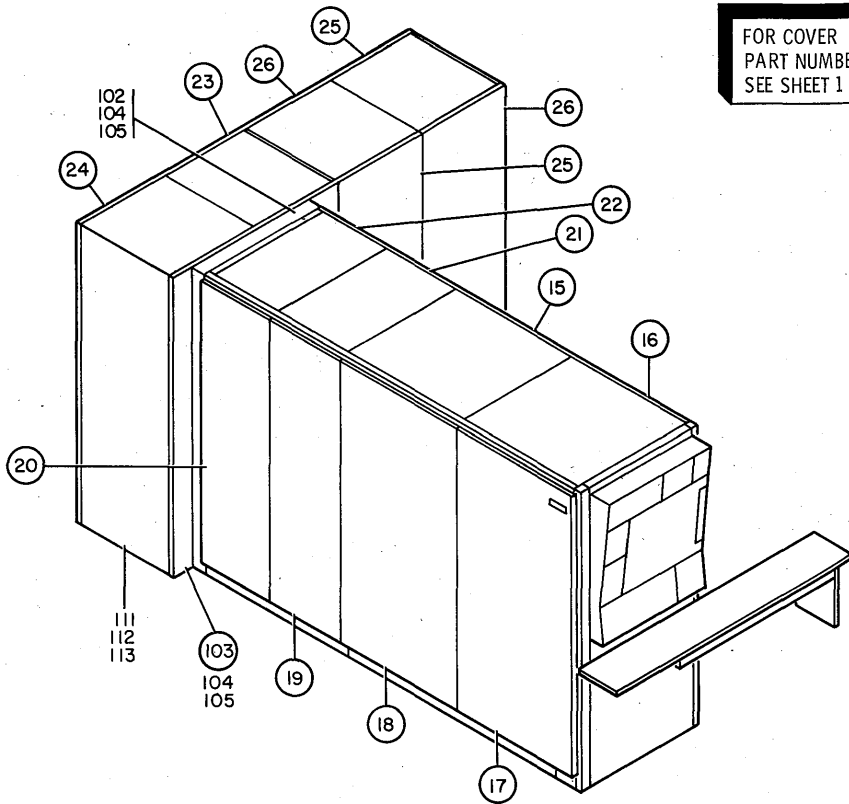


FIGURE 1. 7201-02 COVERS AND PANELS (SHEET 2 OF 3. INDEX NOS. 58-113)

LIST 1. 7201-02 COVERS AND PANELS

FIGURE- INDEX NUMBER	PART NUMBER	DESCRIPTION				UNITS PER ASM.	USABLE ON CODE
		1	2	3	4		
1 - 58	597671	• BUMPER				AR	
- 59	510379	• SCREW				AR	
- 59	5644	• SCREW,MACH-FIL H 6-32 X 5/8 LG				ATT PT	
- 59	322065	• SCREW,MACH-BIND HD 6-32 X 5/8 LG				ATT PT	
- 60	257187	• NUT,PLAIN,HEX- 6-32 X 3/8 FL W				ATT PT	
- 61	5373035	• BASE-BUMPER				AR	
- 62	5528	• SCREW,MACH BIND HD 8-32 X .625 LG				ATT PT	
- 63	5373003	• HINGE				AR	
- 64	367	• SCREW,MACH-FL CSK HD 10-32 X 5/8 LG				ATT PT	
- 65	125930	• NUT-STOP, ELASTIC HEX 10-32				ATT PT	
- 66	5397740	• HINGE ASSEMBLY				AR	
- 67	32617	• SCREW,MACH-BIND HD 10-32 X 0.438 LG				ATT PT	
- 68	5372760	• • PIN-HINGE				AR	
- 69	264641	• • RING,RETAINING-EXT 0.114 ID X 0.025 THK				ATT PT	
- 70	5372855	• • HINGE-DOOR				AR	
- 71	5372856	• • HINGE-DOOR				AR	
- 72	5420365	• LATCH ASM				AR	
- 73	34512	• SCREW,BIND.HD 8-32 X .375 LG				ATT PT	
- 74	5420369	• • CATCH				AR	
- 75	5420372	• • PIN-CATCH				ATT PT	
- 76	5420428	• • BODY,LATCH				AR	
- 76A	5420373	• • PIN,BODY				ATT PT	
- 77	5420370	• • SPRING				AR	
- 78	48594	• • SCREW,MACH-BIND HD 6-32 X 0.250 LG				ATT PT	
- 79	257984	• • WASHER,LOCK-SPLIT 1/8 ID X 13/64 OD				ATT PT	
- 80	5420368	• • BRACKET				AR	
- 81	513668	• CATCH,FRICITION LATCH				AR	
- 82	55726	• SCREW,MACH-BIND HD 6-32 X .188 LG				ATT PT	
- 83	5723746	• BRACKET-ADAPTER				AR	
- 84	10170	• SCREW,MACH-BIND HD 6-32 X 1/4 LG				ATT PT	
- 85	5372922	• STAY MECHANISM ASM-LH				AR	
- 85	5372921	• MECHANISM ASSEMBLY,STAY-R.H.				AR	
- 86	58207	• SCREW,MACH-UNDRCT BIND HD 8-32 X 1/4 LG				ATT PT	
- 87	5373048	• SEAL-VENTED COVER				AR	
- 88	58207	• SCREW,MACH-UNDRCT BIND HD 8-32 X 1/4 LG				ATT PT	
- 89	2564585	• STRIP				AR	
- 90	5781521	• ANGLE BRACKET				1	
- 91	5781520	• ANGLE BRACKET				1	
- 92	5781528	• SCREW				ATT PT	11
- 93	2566646	• WASHER,FL-NO. 8 X 0.375 OD X 0.032 THK				ATT PT	11
- 94	5782297	• JUMPER,GROUND					4
- 95	5782290	• STRAP,GROUNDING					4
- 96	5781528	• SCREW				ATT PT	12
- 97	2574804	• WASHER,LOCK-EXT TOOTH 0.168 ID				ATT PT	12
- 98	2566646	• WASHER,FL-NO. 8 X 0.375 OD X 0.032 THK				ATT PT	12
- 99	2575295	• SCREW,BND HD- 10-32 X .375 LG				ATT PT	4
-100	2574805	• WASHER,LOCK,EXT +- .195 ID				ATT PT	4
-101	2566647	• WASHER,FL-NO. 10 X 0.438 OD X 0.032 THK				ATT PT	4
-102	5372999	• COVER-VENTED					1
-103	5403830	• COVER ASSEMBLY,FIXED,RH					1
-104	34512	• SCREW,BIND.HD 8-32 X .375 LG				ATT PT	4
-105	22478	• WASHER,FL- 0.170 ID 0.375 OD 0.32 THK				ATT PT	4
-106	5373063	• • PLATE SEAL					2
-107	58207	• • SCREW,MACH-UNDRCT BIND HD 8-32 X 1/4 LG				ATT PT	14
-108	5373051	• • BRACKET-COVER					1
-109	58207	• • SCREW,MACH-UNDRCT BIND HD 8-32 X 1/4 LG				ATT PT	2
-110	5373015	• • COVER					1
-111	5373004	• COVER END					3
-112	34512	• SCREW,BIND.HD 8-32 X .375 LG				ATT PT	12
-113	22478	• WASHER,FL- 0.170 ID 0.375 OD 0.32 THK				ATT PT	12

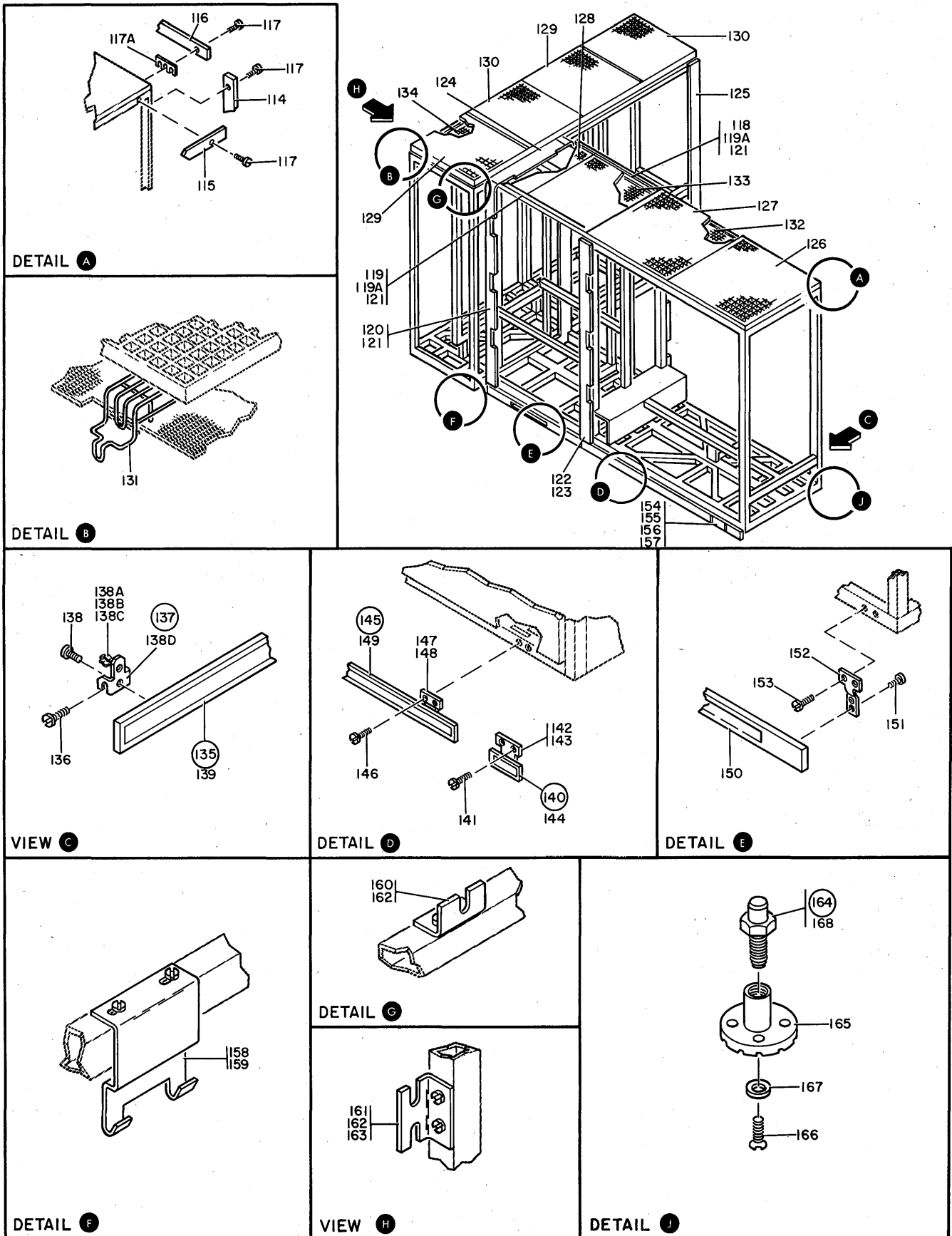


FIGURE 1. 7201-02 COVERS AND PANELS (SHEET 3 OF 3. INDEX NOS. 114-168)

LIST 1. 7201-02 COVERS AND PANELS

FIGURE- INDEX NUMBER	PART NUMBER	DESCRIPTION	UNITS PER ASM.	USABLE ON CODE
		1 2 3 4		
1 -114	5393226	• TRIM	2	
-115	5372905	• TRIM-UPPER	1	
-116	5372866	• TRIM	2	
-117	731630	• SCREW, THD FORMING- 10-32 X 0.500 LG	ATT PT	23
-117A	5418186	• SHIM, SLOTTED- 1.0 X 1-3/4 X 1/32 THK		10
-118	5726138	• TRIM-UPPER		1
-119	5726020	• TRIM-UPPER RIGHT		1
-119A	5418186	• SHIM, SLOTTED- 1.0 X 1-3/4 X 1/32 THK		10
-120	5723657	• TRIM-CLOSURE L.H.		1
-120	5372987	• TRIM-CLOSURE RH		1
-121	332620	• SCREW, MACH-BIND HD 10-32 X 1/2 LG	ATT PT	16
-122	5726137	• TRIM-CLOSURE		2
-123	509772	• SCREW, MACH-BIND HD 10-32 X 7/16	ATT PT	16
-124	5372988	• TRIM-CLOSURE TOP		1
-125	5723817	• COVERPLATE		2
-126	5723600	• COVER-TOP FRAME		1
-127	5373180	• COVER		2
-128	5723199	• COVER-TOP FRAME		1
-129	5373178	• COVER, FRAME, 24X43		2
-130	5373179	• COVER		2
-131	5403786	• SUPPORT-GRID COVER		6
-132	5407424	• SCREEN		1
-133	5726154	• SCREEN-SSU		1
-134	5723819	• SCREEN		2
-135	5400448	• KICKPLATE ASSEMBLY		1
-136	731630	• SCREW, THD FORMING- 10-32 X 0.500 LG	ATT PT	4
-137	5372828	• BRACKET ASSEMBLY-KICKPLATE		2
-138	381741	• SCREW, THREAD FORM-PAN HD 8-32 X 3/8 LG	ATT PT	4
-138A	308789	• CLIP, SPRING TENSION-STYLUS HOLDER		1
-138B	38262	• SCREW, MACH-FIL H 4-40 X 1/4 LG	ATT PT	1
-138C	257984	• WASHER, LOCK-SPLIT 1/8 ID X 13/64 OD	ATT PT	1
-138D	5372829	• BRACKET-KICKPLATE		1
-139	5372831	• KICKPLATE, SIDE		1
-140	5782251	• KICKPLATE ASM-SHORT		1
-141	731630	• SCREW, THD FORMING- 10-32 X 0.500 LG	ATT PT	2
-142	5782245	• BRACKET		1
-143	381741	• SCREW, THREAD FORM-PAN HD 8-32 X 3/8 LG	ATT PT	4
-144	5782248	• PLATE		1
-145	5782250	• KICKPLATE ASM-LONG		1
-146	731630	• SCREW, THD FORMING- 10-32 X 0.500 LG	ATT PT	4
-147	5403879	• BRACKET KICKPLATE MTG		2
-148	381741	• SCREW, THREAD FORM-PAN HD 8-32 X 3/8 LG	ATT PT	4
-149	5782247	• PLATE		1
-150	5726134	• KICKPLATE-FRAME		2
-151	738378	• SCREW, THD FORMING, PAN HD, 8-32 X .250	ATT PT	8
-152	5403879	• BRACKET KICKPLATE MTG		4
-153	332620	• SCREW, MACH-BIND HD 10-32 X 1/2 LG	ATT PT	8
-154	5782246	• KICKPLATE-GATE SUPPORT		1
-155	3960	• NUT, PLAIN, HEX- 1/4-20 X 7/16 FL W	ATT PT	3
-156	3550	• WASHER, FL- 1/4 X 9/16 OD X 0.050 THK	ATT PT	3
-157	6935	• WASHER, LOCK-SPLIT 1/4 X 0.493 OD	ATT PT	3
-158	5373059	• BRACKET-COVER MTG		2
-159	34512	• SCREW, BIND, HD 8-32 X .375 LG	ATT PT	4
-160	5397883	• BRACKET		6
-161	5397884	• BRACKET, LOWER		6
-162	332620	• SCREW, MACH-BIND HD 10-32 X 1/2 LG	ATT PT	24
-163	5311086	• SCREW, SHOULDER, STOP, CARTRIDGE RETRACTION	ATT PT	6
-164	587875	• FOOT ASSEMBLY-LEVELING		8
-165	587874	• FOOT-ADJUSTABLE RUBBER BASE		1
-166	186036	• SCREW, MACH-FH 1/4-20 X 1/2 LG	ATT PT	1
-167	587866	• STOP-LEVELING FOOT	ATT PT	1
-168	587834	• STUD-LEVELING		1

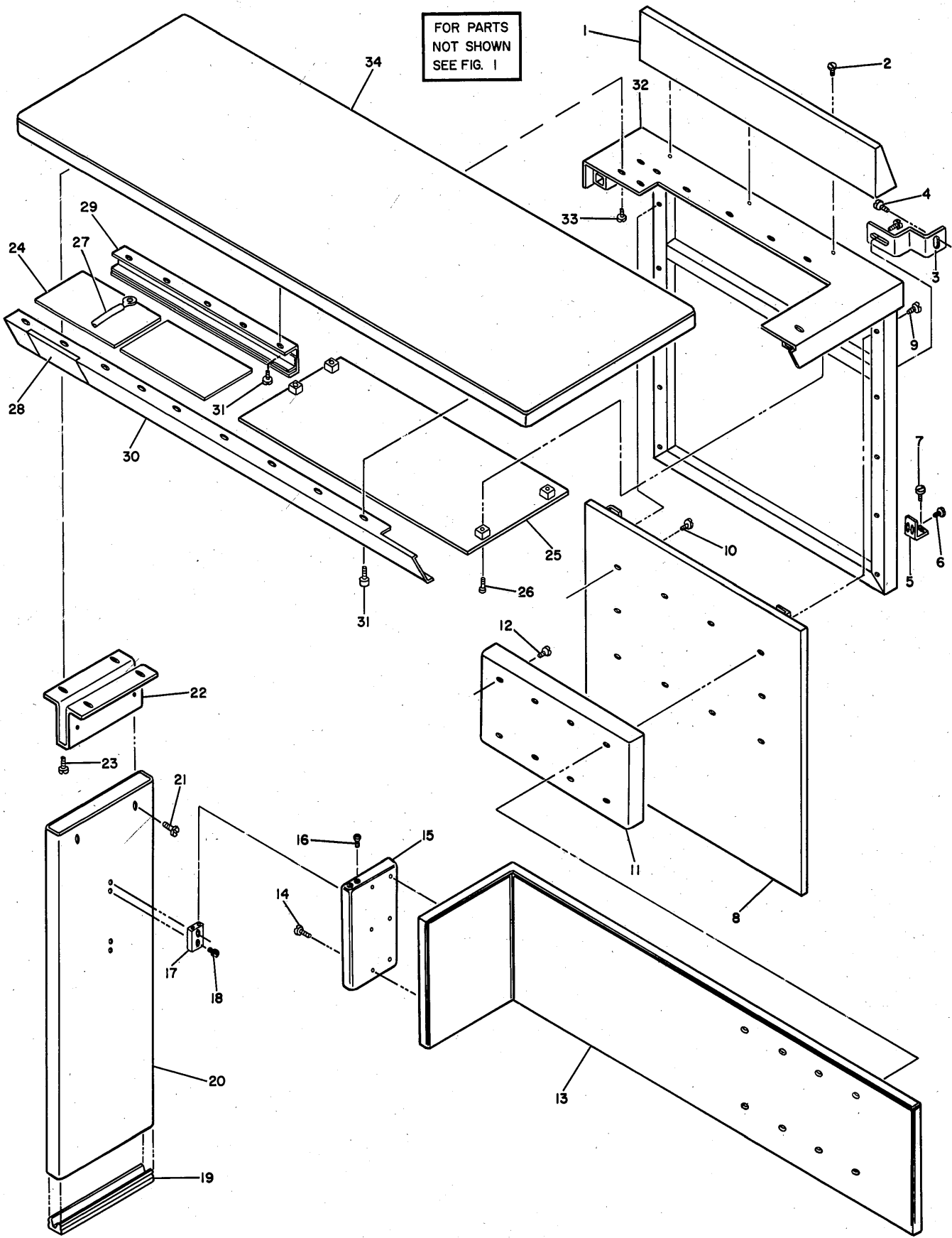


FIGURE 4. RH AND LH CONSOLE TABLE.

LIST 4. RH AND LH CONSOLE TABLE

FIGURE- INDEX NUMBER	PART NUMBER	DESCRIPTION				UNITS PER ASM.	USABLE ON CODE
4 - -	5373130 NP 5373131 NP	CONSOLE TABLE-RH CONSOLE TABLE-LH FOR NEXT HIGHER ASM,SEE FIG. 1-13					
- 1	5443261	• COVER,CONSOLE				1	
- 2	32042	• SCREW, MACH BIND. HD 10-32 X 3/8 LG.		ATT PT	3		
- 3	5474732	• BRACKET-MTG				2	
- 4	32042	• SCREW, MACH BIND. HD 10-32 X 3/8 LG.		ATT PT	4		
- 5	5373097	• BRACKET				2	
- 6	28413	• SCREW, MACH-BIND HD 10-32 X 5/16 LG		ATT PT	4		
- 7	32042	• SCREW, MACH BIND. HD 10-32 X 3/8 LG.		ATT PT	2		
- 8	5373128	• COVER-LOWER CONSOLE				1	
- 9	32042	• SCREW, MACH BIND. HD 10-32 X 3/8 LG.		ATT PT	10		
- 10	601185	• SCREW, PAN HEAD- 10-16 X 1/2 LG				10	
- 11	5443252	• SPACER, FRONT				1	
- 12	83606	• SCREW, THD CTG-BIND HD 10-32 X 5/16 LG		ATT PT	8		
- 13	5443265	• PANEL MODESTY-LH				1	
- 13	5443266	• PANEL MODESTY-RH				1	
- 14	83606	• SCREW, THD CTG-BIND HD 10-32 X 5/16 LG		ATT PT	6		
- 15	5443262	• SPACER, SHORT END				1	
- 16	749089	• SCREW, MACH-FH CROSSTIE 10-32 X 1/2 LG		ATT PT	4		
- 17	5349118	• BLOCK-MTG				2	
- 18	5677	• SCREW, MACH-BIND HD 10-32 X 3/4 LG		ATT PT	4		
- 19	5349125	• GLIDE LEG				1	
- 20	5349116	• LEG-CONSOLE				1	
- 21	32042	• SCREW, MACH BIND. HD 10-32 X 3/8 LG.			2		
- 22	5349115	• BRACKET-MTG				1	
- 23	32042	• SCREW, MACH BIND. HD 10-32 X 3/8 LG.		ATT PT	4		
- 24	5349152	• COVER, RACEWAY				2	
- 25	5443255	• COVER, RACEWAY-RH				1	
- 25	5443256	• COVER, RACEWAY-LH				1	
- 26	5677	• SCREW, MACH-BIND HD 10-32 X 3/4 LG		ATT PT	4		
- 27	594234	• JUMPER ASSEMBLY FOR COMPONENT PARTS SEE FIG. 59-37A				AR	
- 28	5349174	• COVER-RAIL-RH				1	
- 28	5349195	• COVER-RAIL-LH				1	
- 29	5443254	• RAIL, COVER MOUNTING-RH				1	
- 29	5443253	• RAIL, COVER MOUNTING-LH				1	
- 30	5443264	• RAIL, RACEWAY COVER MOUNTING-RH				1	
- 30	5443263	• RAIL, RACEWAY COVER MOUNTING-LH				1	
- 31	32042	• SCREW, MACH BIND. HD 10-32 X 3/8 LG.		ATT PT	14		
- 32	5373126	• FRAME-RH				1	
- 32	5373129	• FRAME-LH				1	
- 33	32042	• SCREW, MACH BIND. HD 10-32 X 3/8 LG.		ATT PT	12		
- 34	5349114	• TABLE-TOP-RH				1	
- 34	5349192	• TABLE-TOP-LH				1	

FOR PARTS
NOT SHOWN
SEE FIG. 1

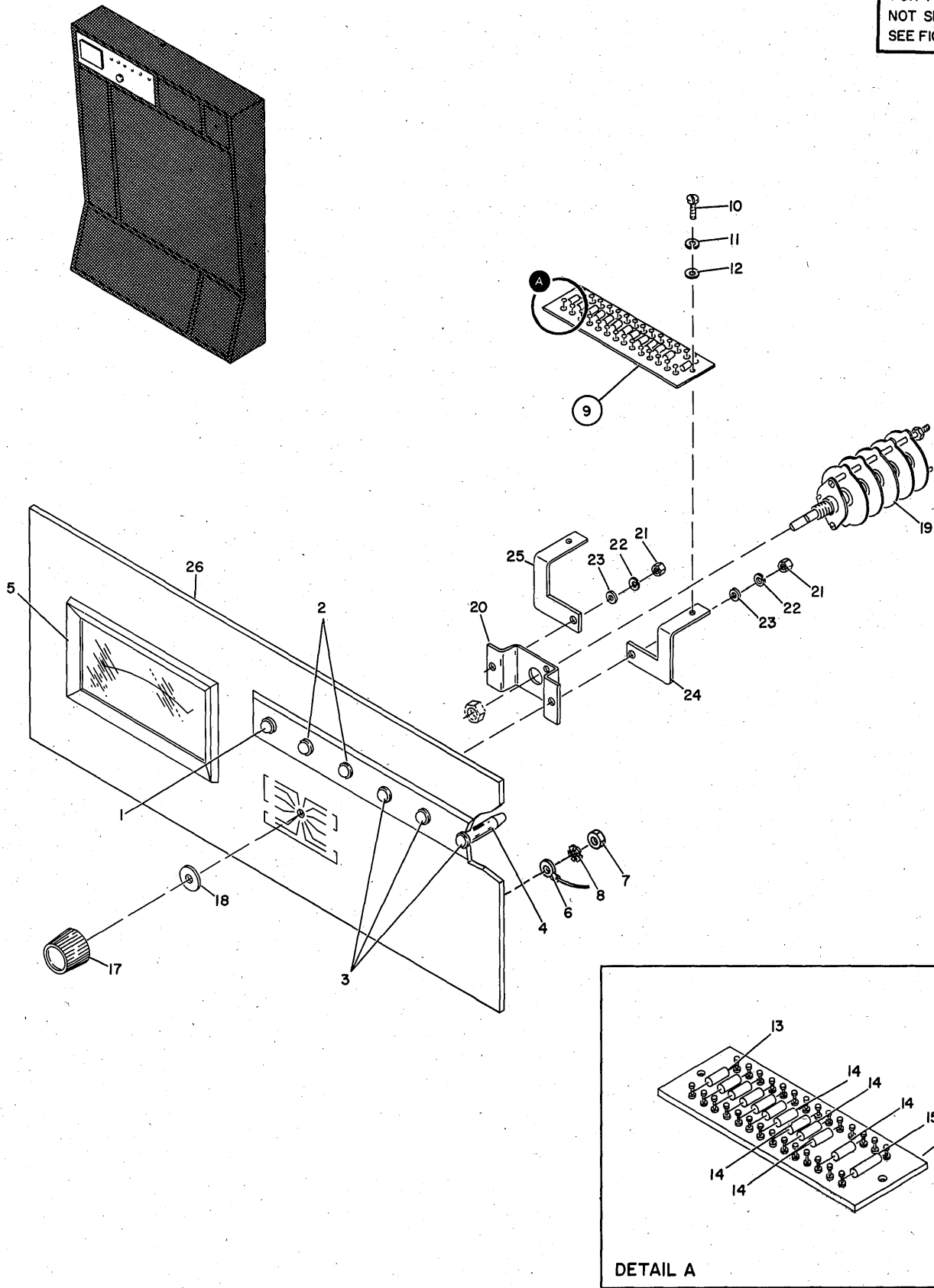


FIGURE 5. CE CONSOLE PANEL ASSEMBLY-A.

LIST 5. CE CONSOLE PANEL ASSEMBLY-A

FIGURE- INDEX NUMBER	PART NUMBER	DESCRIPTION				UNITS PER ASM.	USABLE ON CODE
		1	2	3	4		
5 -	5781320	PANEL A ASSEMBLY CE CONSOLE FOR NEXT HIGHER ASM, SEE FIG. 1-1				REF	
- 1	5353883	. INDICATOR ASM-AMBER-3 VOLT				1	
- 2	5353889	. INDICATOR ASM, CLEAR				2	
- 3	5353890	. INDICATOR ASM-RED-3 VOLT				3	
- 4	5353888	. HOUSING				6	
- 5	5276204	. VOLTMETER, 0-10 DC				1	
- 6	5759582	. JUMPER ASM				1	
		FOR COMPONENT PARTS SEE FIG. 59-36F					
- 7	257189	. NUT, HEX- 8-32				1	
- 8	55901	. WASHER, LOCK-EXT TEETH NO. 8 X 0.381 OD				1	
- 9	5781340	. RESISTOR BOARD ASM				1	
- 10	81693	. SCREW, MACH-BIND HD 6-32 X 3/8 LG				2	
- 11	6364	. WASHER, LOCK-SPLIT NO. 6 X 1/4 OD				2	
- 12	257986	. WASHER, FLAT NO. 6				2	
- 13	2111232	. . SEMICONDUCTOR DEVICE, DIODE-TYPE AM				6	
- 14	317429	. . RESISTOR, FXD, COMP- 1.3K P/M 5% 1/2W				5	
- 15	492425	. . RESISTOR				1	
- 16	5276366	. . TERMINAL BOARD-14 POSITION				1	
- 17	727454	. KNOB ASSEMBLY-MODE SWITCH				1	
- 18	5349203	. SPACER- 0.625 OD X 0.06 THK				1	
- 19	5214173	. SWITCH, ROTARY, 4 DECK 6 POSITION				1	
- 20	5781461	. BRACKET-SWITCH MTG				1	
- 21	257189	. NUT, HEX- 8-32				2	
- 22	1090873	. WASHER, LOCK, SPLIT RING- .168 ID, .296 OD				2	
- 23	22478	. WASHER, FL- 0.170 ID 0.375 OD 0.32 THK				2	
- 24	5276367	. BRACKET, TERMINAL BOARD, LEFT HAND				1	
- 25	5276368	. BRACKET, TERMINAL BOARD, RIGHT HAND				1	
- 26	5781366	. PANEL A-CE CONSOLE				1	

FOR PARTS
NOT SHOWN
SEE FIG. 1

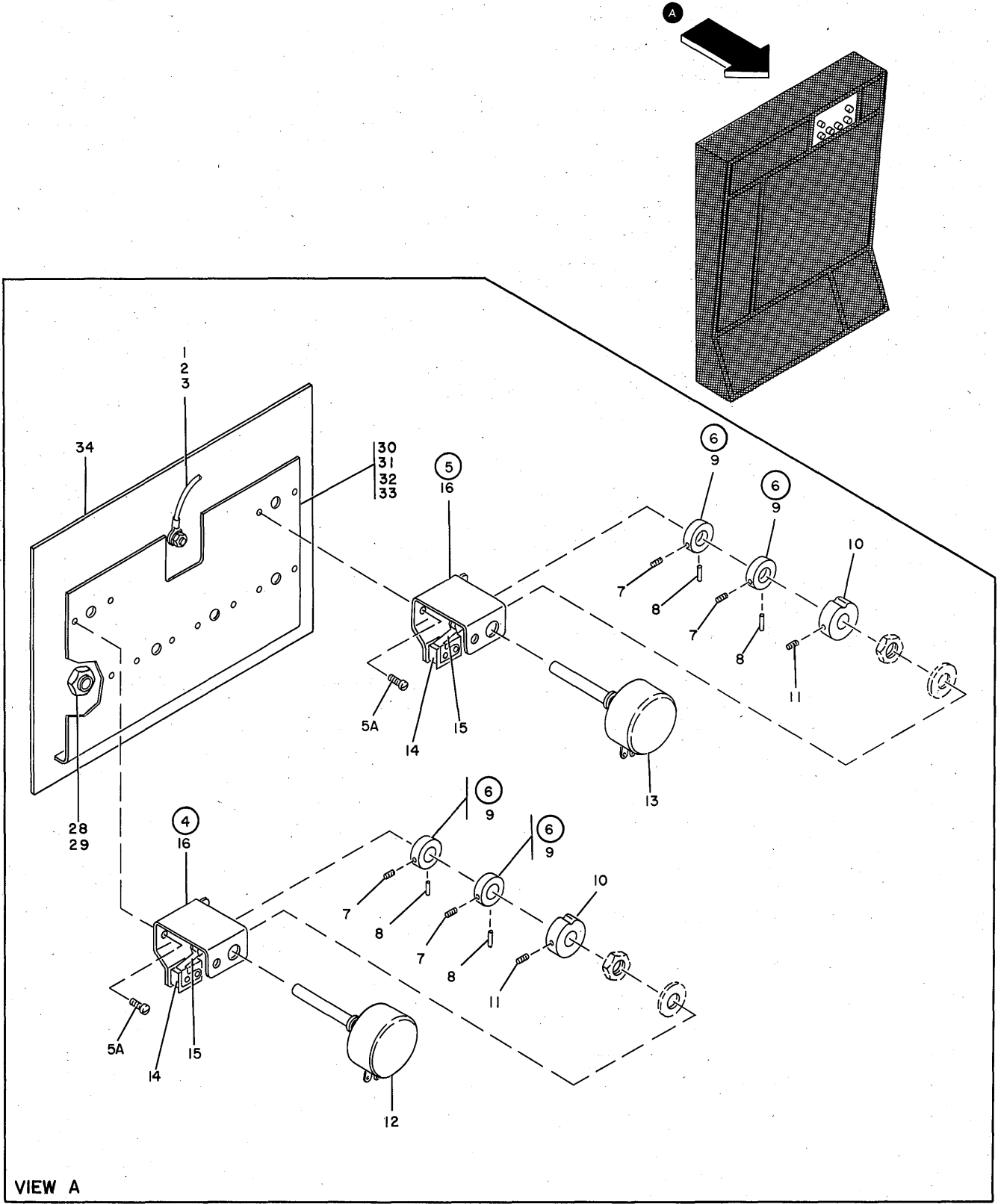
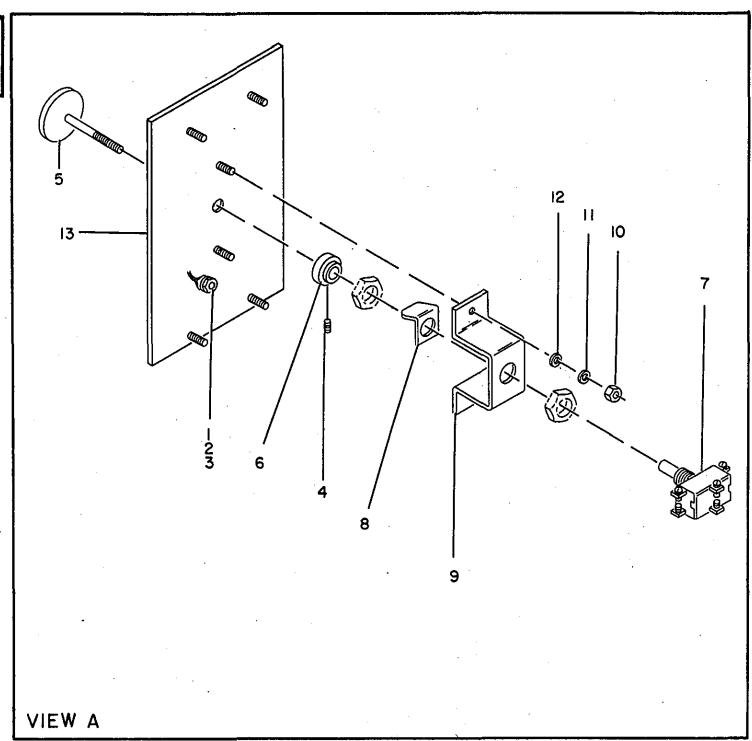
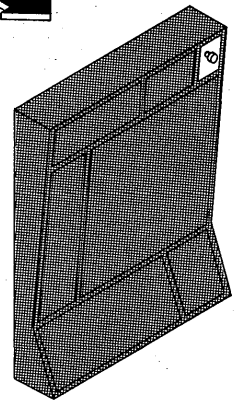
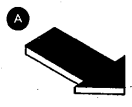


FIGURE 6. CE CONSOLE PANEL ASSEMBLY-B.

LIST 6. CE CONSOLE PANEL ASSEMBLY-B

FIGURE- INDEX NUMBER	PART NUMBER	DESCRIPTION	UNITS PER ASM.	USABLE ON CODE
6 -	5781321	PANEL B ASSEMBLY CE CONSOLE	REF	
- 1	5759582	FOR NEXT HIGHER ASM,SEE FIG. 1-2 • JUMPER ASM	1	
		FOR COMPONENT PARTS SEE FIG. 59-36F		
- 2	257189	• NUT,HEX- 8-32	1	
- 3	55901	• WASHER,LOCK-EXT TEETH NO. 8 X 0.381 OD	1	
- 4	5781531	• DASHPOT ASM	1	
- 5	5781532	• DASHPOT ASM	5	
- 5A	58207	• SCREW,MACH-UNDRCT BIND HD 8-32 X 1/4 LG	12	
- 6	5737491	• . . COLLAR ASSEMBLY	2	
- 7	257959	• . . SETSCREW-SPLINE DR CUP PT 4-40 X 3/16 LG	2	
- 8	264998	• . . . PIN,SPRING- 0.069 X 1/4 LG	1	
- 9	5753698	• . . . COLLAR	1	
- 10	5276608	• . . CAM,MARGINAL CHECK	1	
- 11	257959	• . . SETSCREW-SPLINE DR CUP PT 4-40 X 3/16 LG	1	
- 12	5214624	• . . RESISTOR,VARIABLE WIRE WOUND U/O ASM 5781531 ONLY	1	
- 13	5214623	• . . RESISTOR,VARIABLE WIRE WOUND U/O ASM 5781532 ONLY	1	
- 14	808369	• . . SWITCH,PRECISION-JAM DETECT	1	
- 15	5363960	• . . ACTUATOR,SWITCH-INCLUDES HDWE AND INSUL	1	
- 16	5753697	• . . BRACKET	1	
- 28	5383693	• INSERT-POT. ADJ	6	
- 29	518072	• NUT	6	
- 30	5781373	• BRACKET-POT MOUNTING	1	
- 31	257189	• NUT,HEX- 8-32	4	
- 32	1090873	• WASHER,LOCK,SPLIT RING- .168 ID, .296 OD	4	
- 33	22478	• WASHER,FL- 0.170 ID 0.375 OD 0.32 THK	4	
- 34	5781367	• PANEL B-CE CONSOLE	1	

FOR PARTS
NOT SHOWN
SEE FIG. 1



VIEW A

FIGURE 7. CE CONSOLE PANEL ASSEMBLY-C.

LIST 7. CE CONSOLE PANEL ASSEMBLY-C

FIGURE- INDEX NUMBER	PART NUMBER	DESCRIPTION	UNITS PER ASM.	USABLE ON CODE
7 -	5781322	PANEL C ASSEMBLY CE CONSOLE FOR NEXT HIGHER ASM, SEE FIG. 1-3	REF	
- 1	5759582	. JUMPER ASM	1	
- 2	257189	. NUT, HEX- 8-32	1	
- 3	55901	. WASHER, LOCK-EXT TEETH NO. 8 X 0.381 OD	1	
- 4	257965	. SETSCREW-SPLINE DR CUP PT 4-40 X 3/8 LG	1	
- 5	5383181	. KNOB ASSEMBLY-PULL	1	
- 6	482188	. COLLAR-PULL SWITCH DETENT	1	
- 7	482219	. SWITCH, PUSH PULL-DPDT	1	
- 8	479999	. SPRING, SAFETY	1	
- 9	5276231	. BRACKET, SWITCH	1	
- 10	257189	. NUT, HEX- 8-32	2	
- 11	1090873	. WASHER, LOCK, SPL IT RING- .168 ID, .296 OD	2	
- 12	22478	. WASHER, FL- 0.170 ID 0.375 OD 0.32 THK	2	
- 13	5781470	. PANEL C-CE CONSOLE	1	

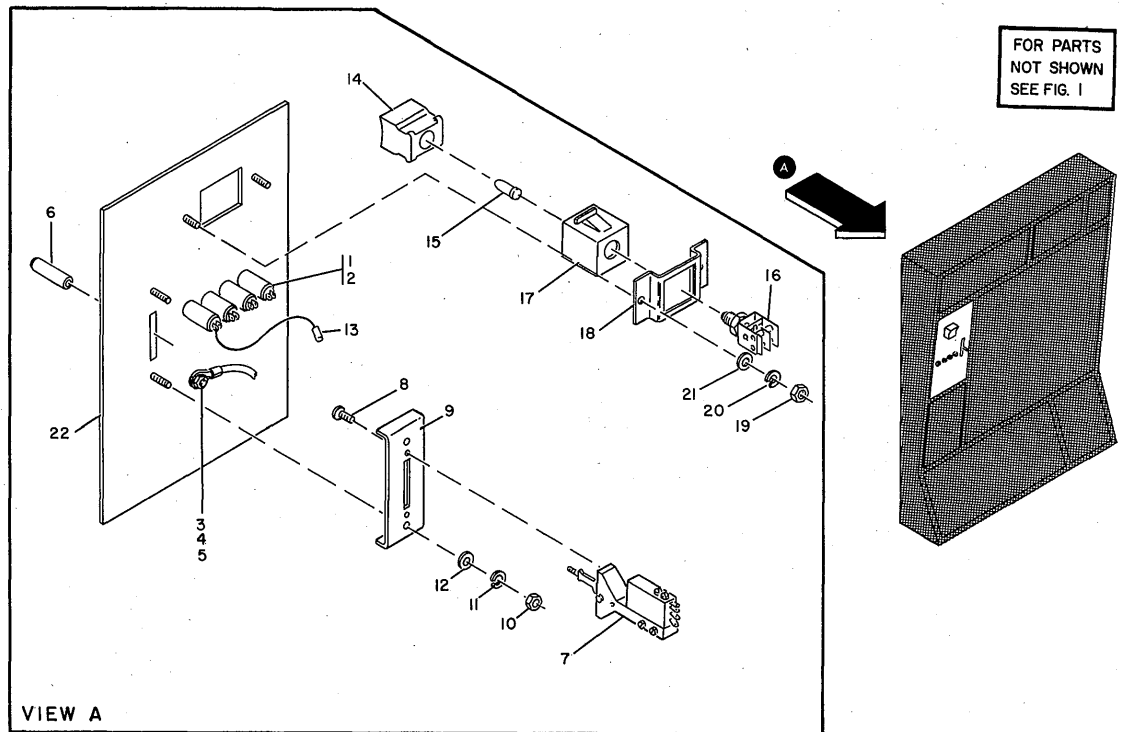


FIGURE 8. CE CONSOLE PANEL ASSEMBLY-D.

LIST 8. CE CONSOLE PANEL ASSEMBLY-D

FIGURE- INDEX NUMBER	PART NUMBER	DESCRIPTION				UNITS PER ASM.	USABLE ON CODE
		1	2	3	4		
8 -	5781323	PANEL D ASSEMBLY CE CONSOLE FOR NEXT HIGHER ASM, SEE FIG. 1-4				REF	
- 1	5353889	• INDICATOR ASM, CLEAR				4	
- 2	5353888	• HOUSING				4	
- 3	5759502	• JUMPER ASM FOR COMPONENT PARTS SEE FIG. 59-36F				1	
- 4	257189	• NUT, HEX- 8-32				1	ATT PT
- 5	55901	• WASHER, LOCK-EXT TEETH NO. 8 X 0.381 OD				1	ATT PT
- 6	5362315	• KNOB-WHITE				1	
- 7	5363964	• SWITCH, LEVER				1	
- 8	186712	• SCREW, MACH-BIND HD 3-48 X 3/16 LG				2	ATT PT
- 9	5781375	• BRACKET-LEVER SWITCH				1	
- 10	257189	• NUT, HEX- 8-32				2	ATT PT
- 11	1090873	• WASHER, LOCK, SPLIT RING- .168 ID, .296 OD				2	ATT PT
- 12	22478	• WASHER, FL- 0.170 ID 0.375 OD 0.32 THK				2	ATT PT
- 13	523176	• CONNECTOR, TWO WAY, WIRE SIZE 24-20				1	
- 14	5383203	• BUTTON				1	
- 15	369613	• LAMP, INCANDESCENT				2	
- 16	479309	• SWITCH, SENSITIVE- 2SPDT 250VAC- 5AMPS				1	
- 17	473629	• HOUSING-SWITCH AND LAMP				1	
- 18	5270142	• BRACKET-SWITCH				1	
- 19	257189	• NUT, HEX- 8-32				2	ATT PT
- 20	1090873	• WASHER, LOCK, SPLIT RING- .168 ID, .296 OD				2	ATT PT
- 21	22478	• WASHER, FL- 0.170 ID 0.375 OD 0.32 THK				2	ATT PT
- 22	5781368	• PANEL D-CE CONSOLE				1	

FOR PARTS
NOT SHOWN
SEE FIG. 1

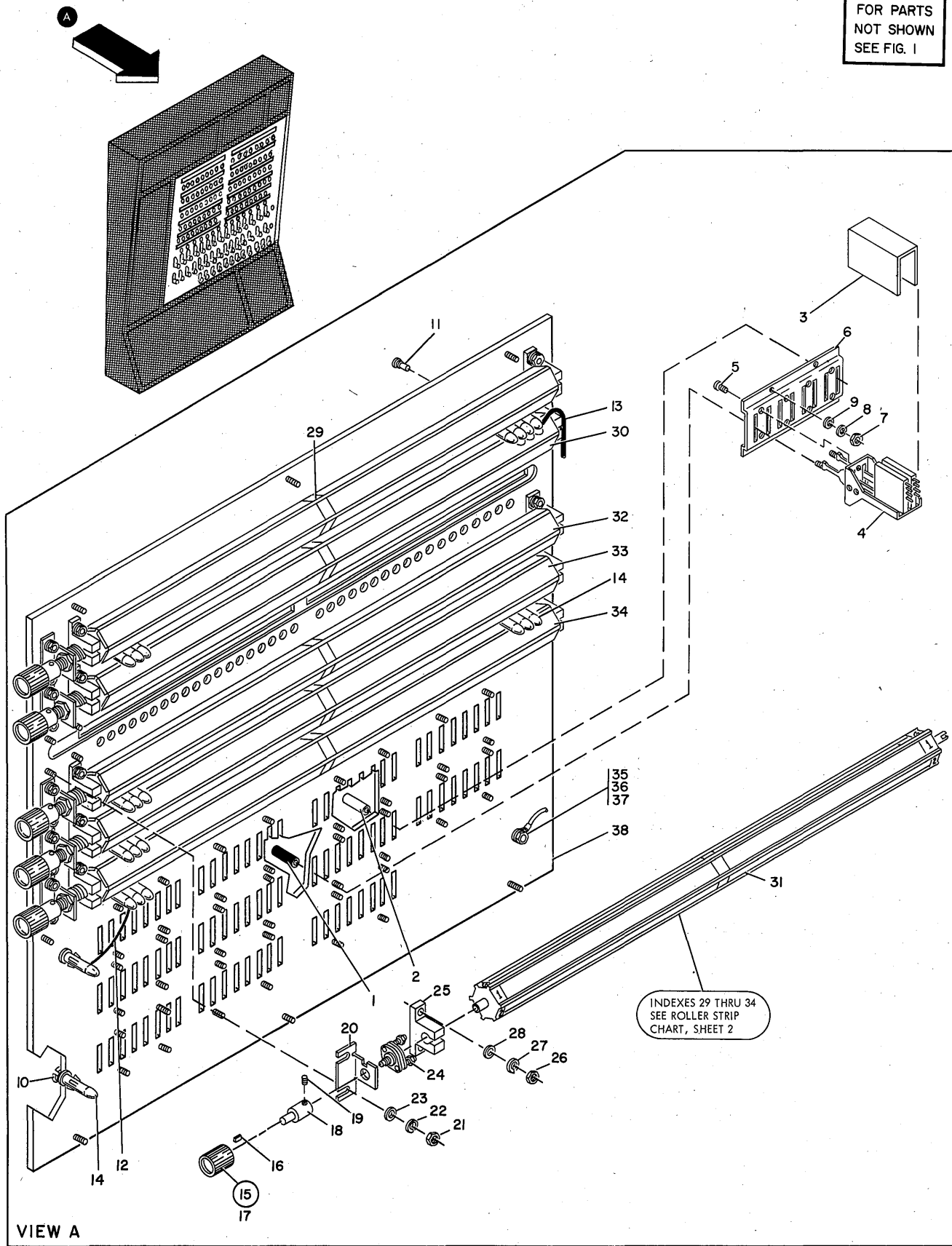


FIGURE 9. CE CONSOLE PANEL ASSEMBLY E. (SHEET 1 OF 2, INDEX NOS. 1-38)

7201 MODEL 02
 ROLLER SWITCH INDICATOR PANEL "E"
 ROLLER ASSEMBLIES AND DECALS

See Figure 9

Index No.	Roller No.	Position On Roller	Roller Part No.		Left Side	Right Side		
			Roller Part No.	Left Side				
29	1	1	5781471	5781760	5781764			
		2					5781761	5781765
		3					5732355	5732361
		4					5782284	5782285
		5					5781762	5781766
		6					5781763	5781767
30	2	1	5781472	5781768	5781773			
		2					5781769	5781774
		3					5732367	5732371
		4					5781770	5781809
		5					5781771	5781775
		6					5781772	5781815
31	3	1	5781473	5781776	5781780			
		2					5732374	5732379
		3					5732375	5732380
		4					5781777	5781814
		5					5781778	5781781
		6					5781779	5781782
32	4	1	5781474	5732383	5781785			
		2					5732384	5732389
		3					5732385	5732390
		4					5781783	5781786
		5					5732387	5781787
		6					5781784	5781788
33	5	1	5781475	5781789	5781794			
		2					5781790	5781795
		3					5732395	5732399
		4					5781791	5781796
		5					5781792	5781797
		6					5781793	5781798
34	6	1	5781476	5732401	5732405			
		2					5732402	5732406
		3					5781799	5781803
		4					5781800	5781804
		5					5781801	5781805
		6					5781802	5781806

LIST 9. CE CONSOLE PANEL ASSEMBLY E

FIGURE-INDEX NUMBER	PART NUMBER	DESCRIPTION	UNITS PER ASM.	USABLE ON CODE
9 -	5781324	PANEL E ASSEMBLY CE CONSOLE FOR NEXT HIGHER ASM, SEE FIG. 1-5	REF	
- 1	5362314	. KNOB-BLACK	4	
- 2	5362315	. KNOB-WHITE	4	
- 3	5419406	. DUST COVER	44	
- 4	5349003	. SWITCH, LEVER-3 POLE DT	44	
- 5	91373	. SCREW, MACH-BIND HD 3-48 X 0.250 LG	ATT PT	88
- 6	5276218	. BRACKET, LEVER SWITCH	ATT PT	11
- 7	257189	. NUT, HEX- 8-32	ATT PT	44
- 8	1090873	. WASHER, LOCK, SPLIT RING- .168 ID, .296 OD	ATT PT	44
- 9	22478	. WASHER, FL- 0.170 ID 0.375 OD 0.32 THK	ATT PT	44
- 10	5353890	. INDICATOR ASM-RED-3 VOLT	ATT PT	2
- 11	5353889	. INDICATOR ASM, CLEAR		216
- 12	5276348	. LEAD, ELECTRICAL FOR COMPONENT PARTS SEE FIG. 59-6 AND -10		1
- 13	5276347	. LEAD, ELECTRICAL FOR COMPONENT PARTS SEE FIG. 59-6 AND -10		5
- 14	5353888	. HOUSING		218
- 15	482221	. KNOB ASSEMBLY, ROTARY		6
- 16	482195	. SPRING-CONTROL KNOB		1
- 17	482217	. KNOB ASSEMBLY, ROTARY		1
- 18	5276227	. ADAPTER, ROTARY SWITCH		6
- 19	257957	. SETSCREW-SPLINE DR CUP PT 4-40 X 1/8 LG	ATT PT	6
- 20	5276222	. BRACKET, SWITCH		6
- 21	257189	. NUT, HEX- 8-32	ATT PT	12
- 22	1090873	. WASHER, LOCK, SPLIT RING- .168 ID, .296 OD	ATT PT	12
- 23	22478	. WASHER, FL- 0.170 ID 0.375 OD 0.32 THK	ATT PT	12
- 24	5276216	. SWITCH, ROTARY		6
- 25	5276644	. BLOCK, ROLLER BEARING		12
- 26	257189	. NUT, HEX- 8-32	ATT PT	24
- 27	1090873	. WASHER, LOCK, SPLIT RING- .168 ID, .296 OD	ATT PT	24
- 28	22478	. WASHER, FL- 0.170 ID 0.375 OD 0.32 THK	ATT PT	24
- 29	5781471	. ROLLER ASM, FORMAT I		1
- 30	5781472	. ROLLER ASM, FORMAT II		1
- 31	5781473	. ROLLER ASM, FORMAT III		1
- 32	5781474	. ROLLER ASM, FORMAT IV		1
- 33	5781475	. ROLLER ASM, FORMAT V		1
- 34	5781476	. ROLLER ASM, FORMAT VI		1
- 35	5759502	. JUMPER ASM FOR COMPONENT PARTS SEE FIG. 59-36F		1
- 36	257189	. NUT, HEX- 8-32	ATT PT	1
- 37	55901	. WASHER, LOCK-EXT TEETH NO. 8 X 0.381 OD	ATT PT	1
- 38	5781369	. PANEL E-CE CONSOLE		1

FIGURE 9. CE CONSOLE PANEL ASSEMBLY E. (SHEET 2 OF 2. ROLLER STRIP CHART)

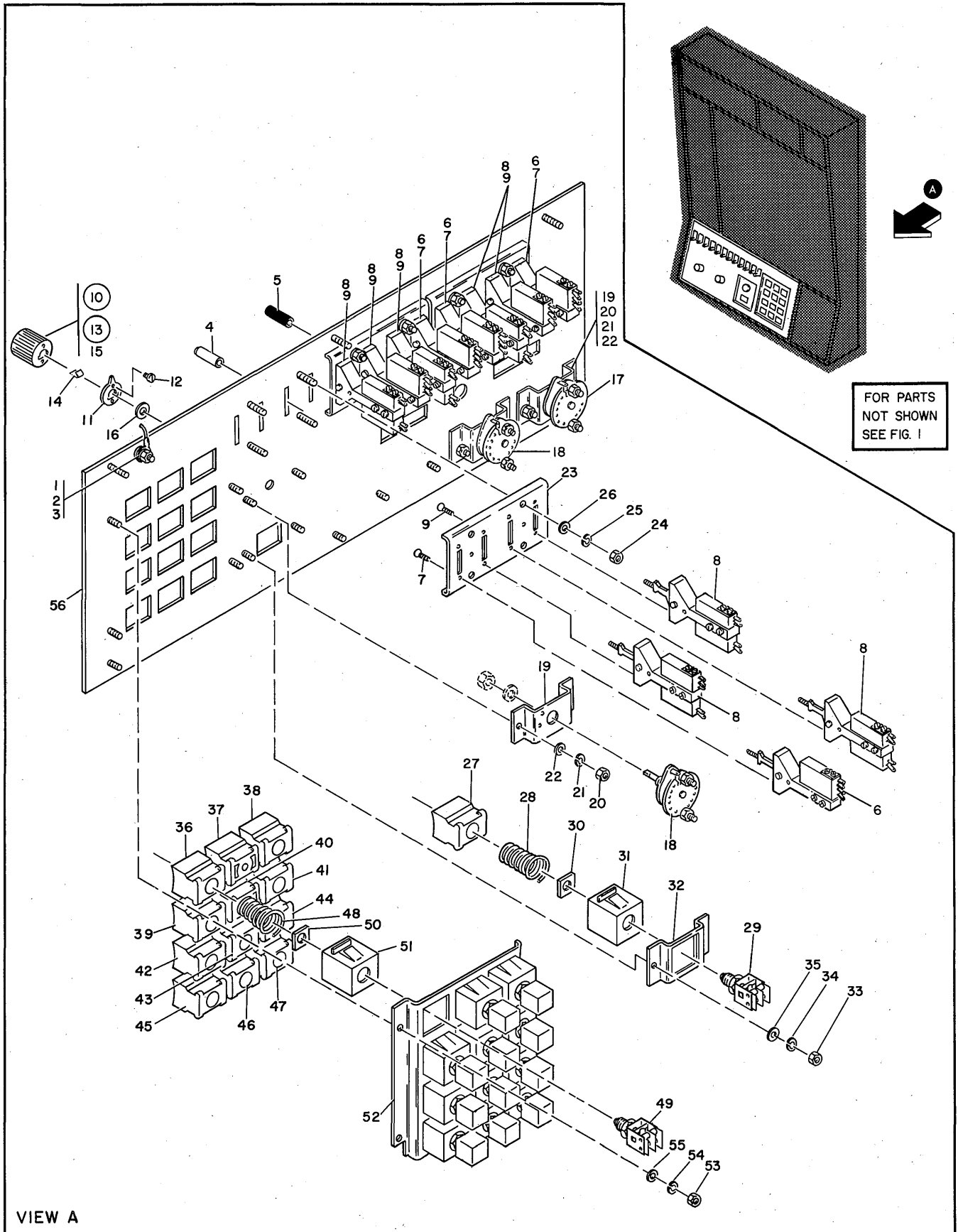


FIGURE 10. CE CONSOLE PANEL ASSEMBLY-F.

LIST 10. CE CONSOLE PANEL ASSEMBLY-F

FIGURE- INDEX NUMBER	PART NUMBER	DESCRIPTION	UNITS PER ASM.	USABLE ON CODE
		1 2 3 4		
10 -	5781325	PANEL F ASSEMBLY CE CONSOLE	REF	
- 1	5759502	FOR NEXT HIGHER ASM,SEE FIG. 1-6 • JUMPER ASM	1	
		FOR COMPONENT PARTS SEE FIG. 59-36F		
- 2	257189	• NUT,HEX- 8-32	1	
- 3	55901	• WASHER,LOCK-EXT TEETH NO. 8 X 0.381 OD	1	
- 4	5362315	• KNOB-WHITE	9	
- 5	5362314	• KNOB-BLACK	3	
- 6	5349002	• SWITCH,LEVER	4	
- 7	91373	• SCREW,MACH-BIND HD 3-48 X 0.250 LG	10	
- 8	5276332	• SWITCH,LEVER	8	
- 9	91373	• SCREW,MACH-BIND HD 3-48 X 0.250 LG	14	
- 10	727454	• KNOB ASSEMBLY-MODE SWITCH	3	
- 11	725379	• . . POINTER	1	
- 12	1090623	• . . SCREW-SELF TAPPING, 3/16 LG.	2	
- 13	482221	• . . KNOB ASSEMBLY,ROTARY	1	
- 14	482195	• . . . SPRING-CONTROL KNOB	1	
- 15	482217	• . . . KNOB ASSEMBLY,ROTARY	1	
- 16	5349203	• SPACER- 0.625 OD X 0.06 THK	3	
- 17	5796431	• SWITCH,ROTARY 1 DECK 2 POSITION	1	
- 18	5276328	• SWITCH,ROTARY	2	
- 19	5276229	• BRACKET-SWITCH MOUNTING	3	
- 20	257189	• NUT,HEX- 8-32	6	
- 21	1090873	• WASHER,LOCK,SPLIT RING- .168 ID, .296 OD	6	
- 22	22478	• WASHER,FL- 0.170 ID 0.375 OD 0.32 THK	6	
- 23	5276219	• BRACKET,LEVER SWITCH	3	
- 24	257189	• NUT,HEX- 8-32	12	
- 25	1090873	• WASHER,LOCK,SPLIT RING- .168 ID, .296 OD	12	
- 26	22478	• WASHER,FL- 0.170 ID 0.375 OD 0.32 THK	12	
- 27	5350020	• BUTTON,START-ENGLISH	1	
- 28	5311440	• SPRING,BUTTON	1	
- 29	551687	• SWITCH,PUSHBUTTON	1	
- 30	5311437	• NUT,SWITCH 0.469-32	1	
- 31	5373660	• HOUSING-SWITCH AND LIGHT	1	
- 32	5276497	• BRACKET-PUSHBUTTON SWITCH MTG	1	
- 33	257189	• NUT,HEX- 8-32	2	
- 34	1090873	• WASHER,LOCK,SPLIT RING- .168 ID, .296 OD	2	
- 35	22478	• WASHER,FL- 0.170 ID 0.375 OD 0.32 THK	2	
- 36	824471	• LENS, CHECK RESET	1	
- 37	2495641	• BUTTON	1	
- 38	5276181	• BUTTON,SYSTEM RESET	1	
- 39	5276188	• BUTTON,R.O.S. TRANSFER	1	
- 40	5399632	• BUTTON-OPAQUE	1	
- 41	5363966	• BUTTON,PSW RESTART	1	
- 42	824466	• BUTTON, DISPLAY, BLUE	1	
- 43	824467	• BUTTON, STORE, BLUE	1	
- 44	5276183	• BUTTON,SET IC	1	
- 45	5276187	• BUTTON,LOGOUT	1	
- 46	483982	• BUTTON-CBM-BLUE	1	
- 47	749033	• BUTTON-STOP	1	
- 48	5311440	• SPRING,BUTTON	12	
- 49	551687	• SWITCH,PUSHBUTTON	12	
- 50	5311437	• NUT,SWITCH 0.469-32	12	
- 51	5373660	• HOUSING-SWITCH AND LIGHT	12	
- 52	5276239	• BRACKET,MOUNTING,PUSH BUTTON SWITCH	1	
- 53	257189	• NUT,HEX- 8-32	4	
- 54	1090873	• WASHER,LOCK,SPLIT RING- .168 ID, .296 OD	4	
- 55	22478	• WASHER,FL- 0.170 ID 0.375 OD 0.32 THK	4	
- 56	5781370	• PANEL F-CE CONSOLE	1	

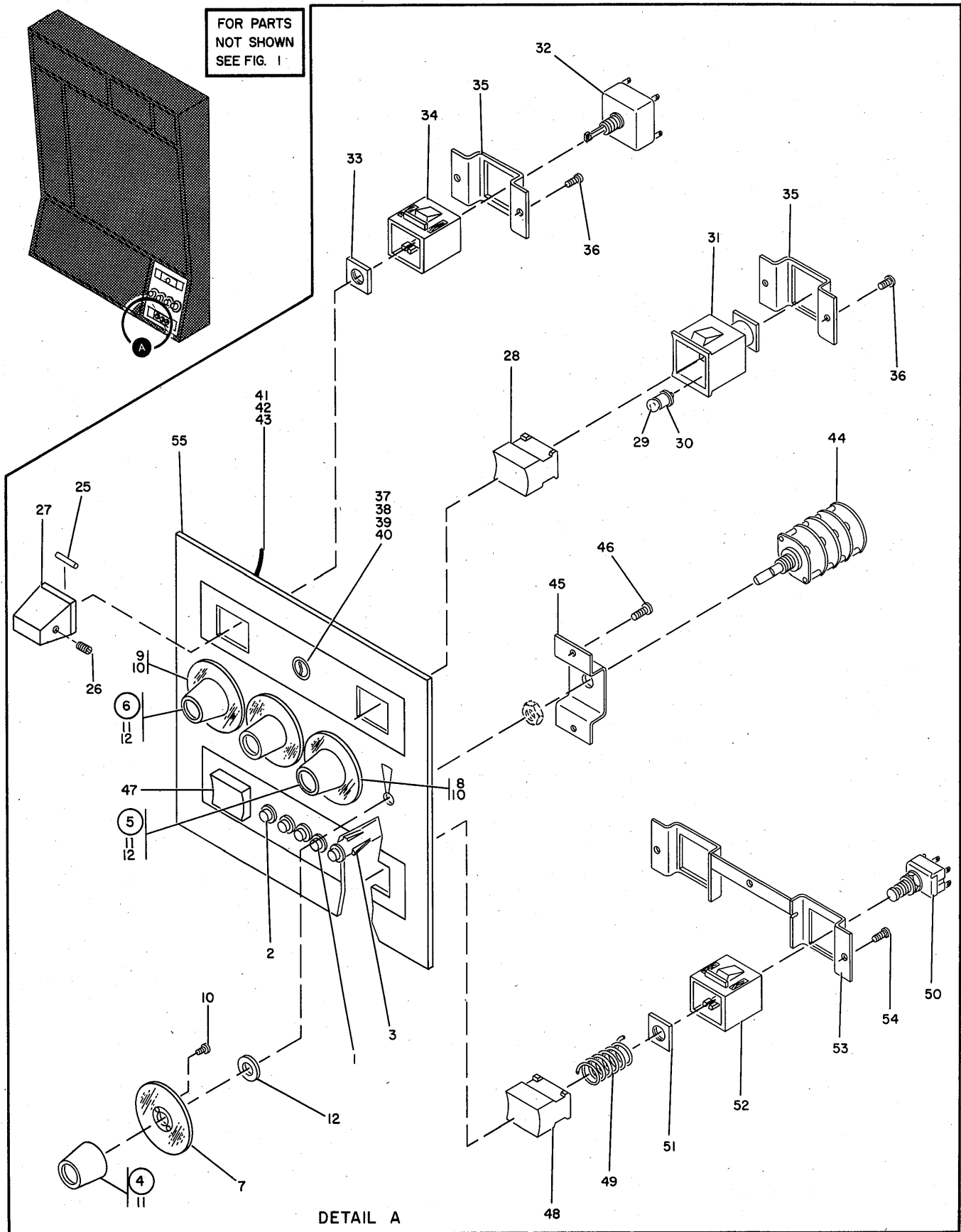
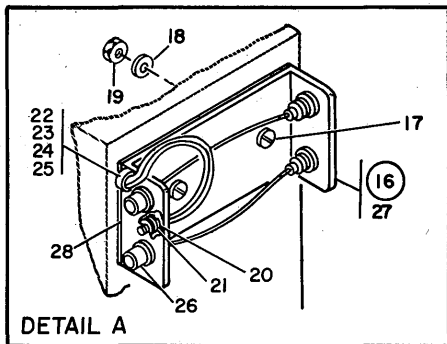


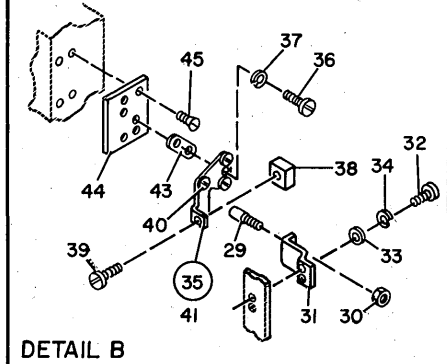
FIGURE 11. CE CONSOLE PANEL ASSEMBLY-G.

LIST 11. CE CONSOLE PANEL ASSEMBLY-G

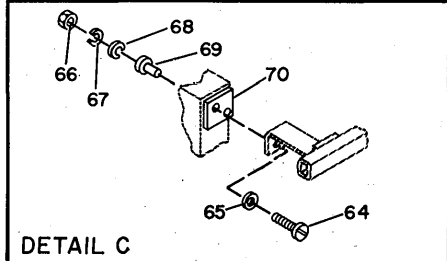
FIGURE- INDEX NUMBER	PART NUMBER	DESCRIPTION				UNITS PER ASM.	USABLE ON CODE
		1	2	3	4		
11 -	5781326	PANEL G ASSEMBLY CE CONSOLE FOR NEXT HIGHER ASM, SEE FIG. 1-7				REF	
- 1	5353883	. INDICATOR ASM-AMBER-3 VOLT				1	
- 2	5353889	. INDICATOR ASM, CLEAR				4	
- 3	5353888	. HOUSING				5	
- 4	5349219	. KNOB AND DIAL ASM- 16 POS				2	
- 5	5383166	. KNOB AND DIAL ASM- 11 POS				1	
- 6	5781463	. KNOB AND DIAL ASM- 10 POSITION				1	
- 7	5349217	. . DIAL, 16 POS				1	
- 8	5383279	. . DIAL, 11 POSITION				1	
- 9	5781462	. . DIAL- 10 POSITION				1	
- 10	1090623	. . SCREW-SELF TAPPING, 3/16 LG. ATT PT				2	
- 11	482221	. . KNOB ASSEMBLY, ROTARY				1	
- 12	5211036	. SPACER-TEFLON 0.255 ID 5/8 OD 0.060 THK				4	
- 25	5382447	. KEY				1	
- 26	1092177	. SCREW, MACH-SET 4-40 X 3/16 LG ATT PT				2	
- 27	5311421	. COVER, TOGGLE SWITCH				1	
- 28	5711771	. BUTTON-INDICATOR POWER SEQUENCE COMPLETE				1	
- 29	2414970	. LAMP, INCANDESCENT				1	
- 30	827840	. SOCKET, SINGLE CONTACT, BAYONET BASE				1	
- 31	5373660	. HOUSING-SWITCH AND LIGHT				1	
- 32	5311439	. SWITCH, TOGGLE DPDT				1	
- 33	5311437	. NUT, SWITCH 0.469-32 ATT PT				1	
- 34	5373660	. HOUSING-SWITCH AND LIGHT				1	
- 35	5363987	. PLATE-SWITCH				2	
- 36	186759	. SCREW, MACH-BIND HD 8-32 X 5/16 LG ATT PT				4	
- 37	5213492	. SWITCH-DPDT				1	
- 38	81693	. SCREW, MACH-BIND HD 6-32 X 3/8 LG ATT PT				2	
- 39	6364	. WASHER, LOCK-SPLIT NO. 6 X 1/4 OD ATT PT				2	
- 40	257986	. WASHER, FLAT NO. 6 ATT PT				2	
- 41	5759502	. JUMPER ASM				1	
- 42	257189	FOR COMPONENT PARTS SEE FIG. 59-36F					
- 43	55901	. NUT, HEX- 8-32 ATT PT				1	
- 44	5270179	. WASHER, LOCK-EXT TEETH NO. 8 X 0.381 OD ATT PT				1	
- 45	5363991	. SWITCH, ROTARY-16 POS				4	
- 46	186759	. BRACKET-SWITCH MTG				4	
- 47	5349961	. SCREW, MACH-BIND HD 8-32 X 5/16 LG ATT PT				8	
- 48	5276180	. BUTTON, INTERRUPT				1	
- 49	5311440	. BUTTON, LOAD				1	
- 50	551687	. SPRING, BUTTON				2	
- 51	5311437	. SWITCH, PUSHBUTTON				2	
- 52	5373660	. NUT, SWITCH 0.469-32 ATT PT				2	
- 53	5383167	. HOUSING-SWITCH AND LIGHT				2	
- 54	186759	. BRACKET-SWITCH MTG				1	
- 55	5781371	. SCREW, MACH-BIND HD 8-32 X 5/16 LG ATT PT				3	
		. PANEL				1	



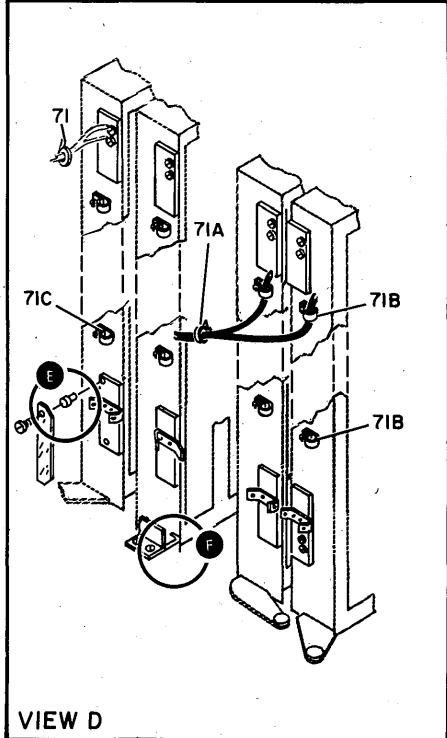
DETAIL A



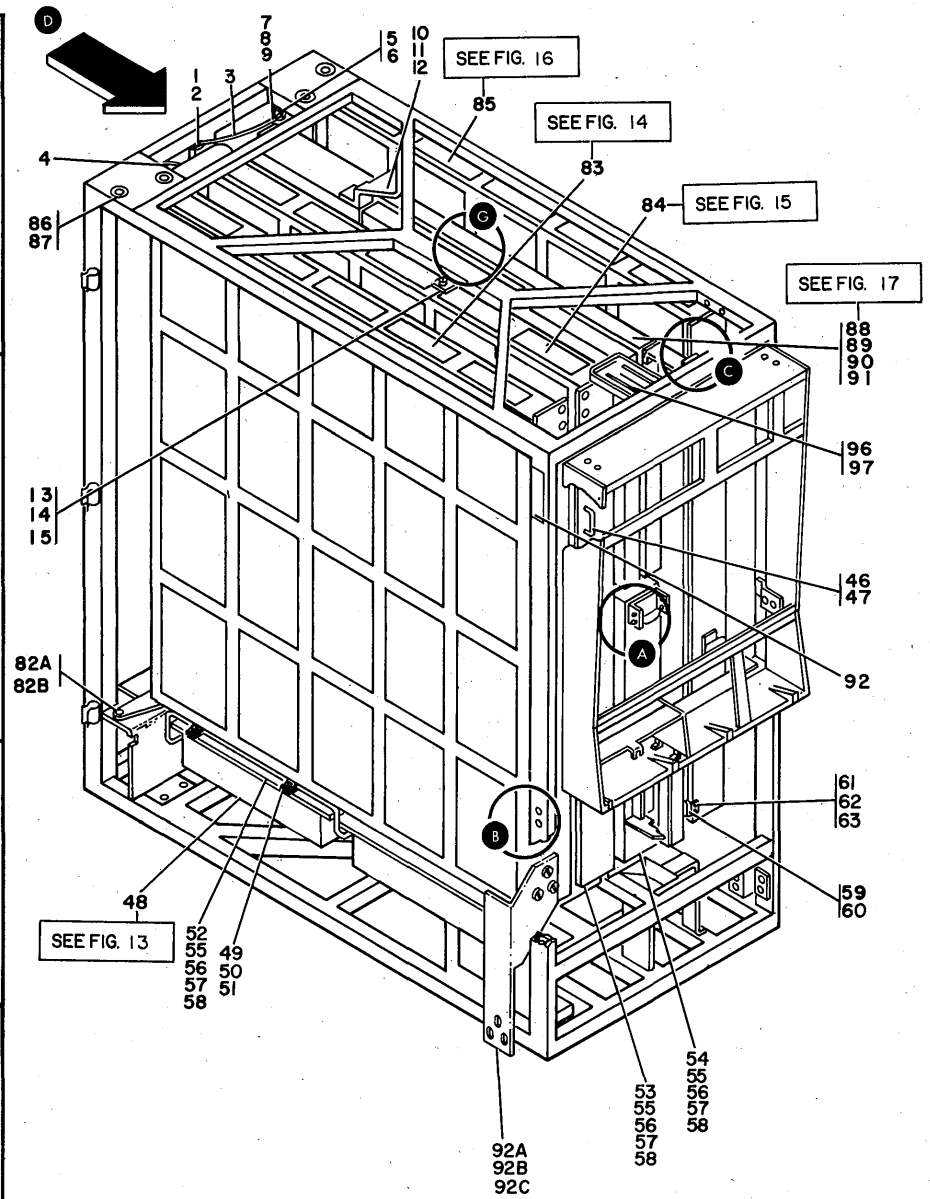
DETAIL B



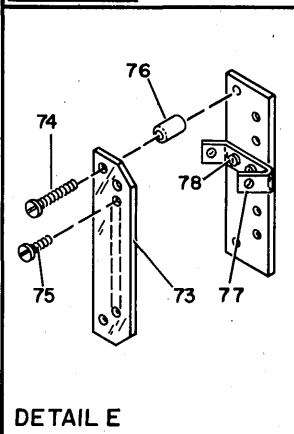
DETAIL C



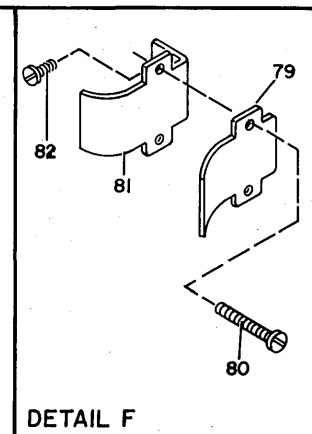
VIEW D



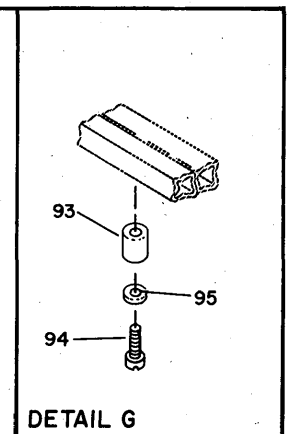
SEE LIST 58
FOR CABLES



DETAIL E



DETAIL F



DETAIL G

FIGURE 12. CPU FINAL ASSEMBLY-FRAME 02. (SHEET 1 OF 2, INDEX NOS. 1-97)

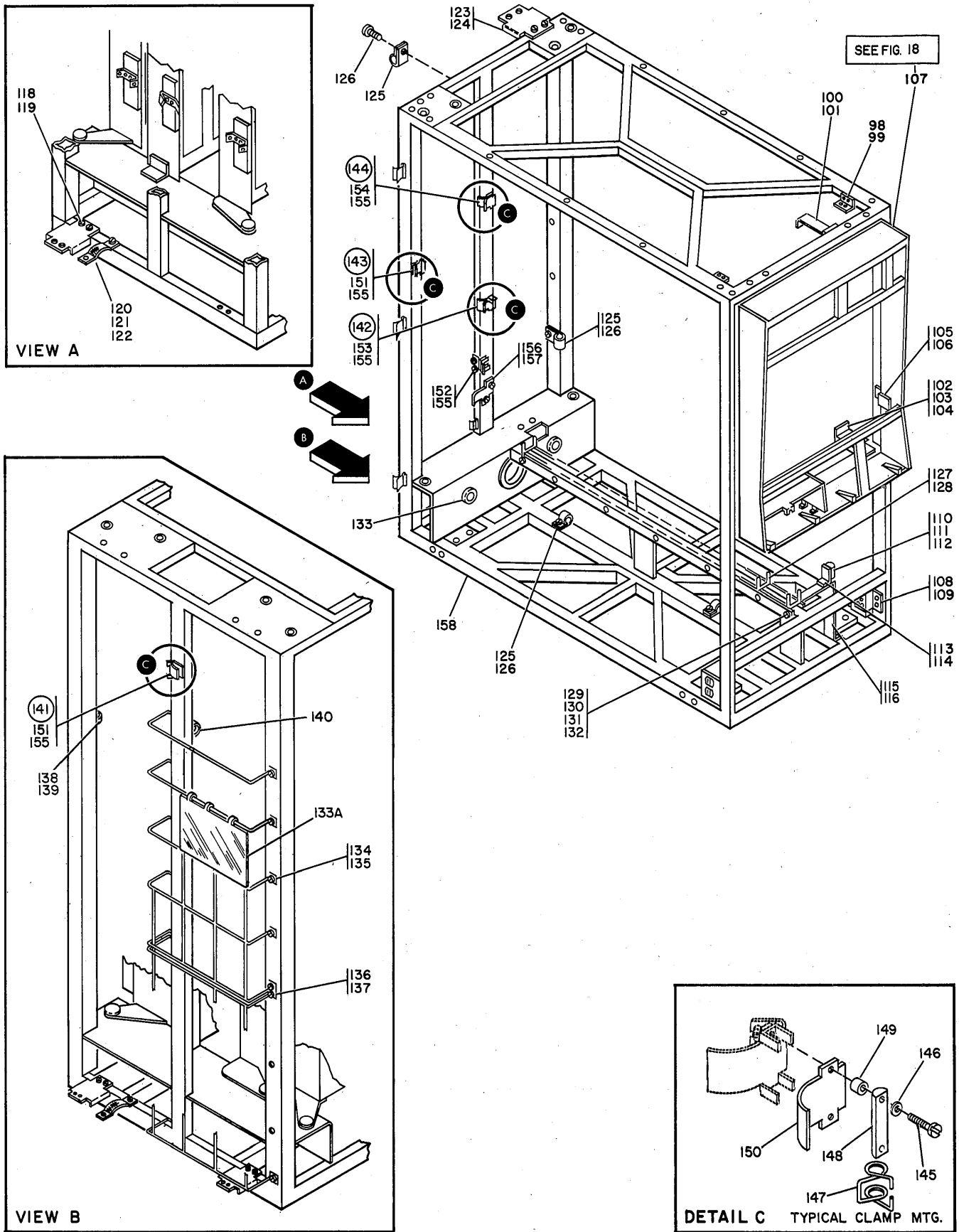


FIGURE 12. CPU FINAL ASSEMBLY-FRAME 02. (SHEET 2 OF 2, INDEX NOS. 98-158)

LIST 12. CPU FINAL ASSEMBLY-FRAME 02

FIGURE- INDEX NUMBER	PART NUMBER	DESCRIPTION	UNITS PER ASM.	USABLE ON CODE
12 - 98	5372716	. BRACKET, ANGLE	2	
- 99	5319888	. SCREW, SELF TAPPING, 10-32 X .625 LONG ATT PT	4	
-100	5372746	. BRACKET, DOUBLE ANGLE, ROS GATE	1	
-101	5319888	. SCREW, SELF TAPPING, 10-32 X .625 LONG ATT PT	2	
-102	5372712	. BRACKET, CONSOLE SLIDE	2	
-103	32042	. SCREW, MACH BIND. HD 10-32 X 3/8 LG. ATT PT	4	
-104	99	. SCREW, MACH-FL CSK HD 10-32 X 3/8 LG ATT PT	2	
-105	5372715	. BRACKET, DOUBLE ANGLE, CONSOLE MOUNTING	2	
-106	32042	. SCREW, MACH BIND. HD 10-32 X 3/8 LG. ATT PT	6	
-107	5781329	. CPU PANEL ASSEMBLY FOR DETAIL BREAKDOWN SEE FIGURE 18	1	
-108	5397869	. BRACKET	2	
-109	332620	. SCREW, MACH-BIND HD 10-32 X 1/2 LG ATT PT	4	
-110	5353107	. BUMPER, GATE	1	
-111	34512	. SCREW, BIND. HD 8-32 X .375 LG ATT PT	2	
-112	22478	. WASHER, FL- 0.170 ID 0.375 OD 0.32 THK ATT PT	2	
-113	5353287	. BRACKET, ANGLE-BUMPER	1	
-114	34512	. SCREW, BIND. HD 8-32 X .375 LG ATT PT	2	
-115	5353199	. BRACKET-GATE SUPPORT	1	
-116	5319888	. SCREW, SELF TAPPING, 10-32 X .625 LONG ATT PT	3	
-118	5372797	. BRACKET	2	
-119	813706	. SCREW, SELF TAPPING- WASH HD 10-32 X 3/8 ATT PT	4	
-120	5240500	. STRAP	1	
-121	813706	. SCREW, SELF TAPPING- WASH HD 10-32 X 3/8 ATT PT	1	
-122	56079	. WASHER, LOCK-EXT T .195 ID .410 OD ATT PT	1	
-123	5372797	. BRACKET	2	
-124	813706	. SCREW, SELF TAPPING- WASH HD 10-32 X 3/8 ATT PT	4	
-125	2102365	. CLAMP, LOOP- 0.330 ID 0.170 DIA MTG HOLE	8	
-126	332620	. SCREW, MACH-BIND HD 10-32 X 1/2 LG ATT PT	8	
-127	5397697	. WIREWAY	1	
-128	811427	. STRAP, CABLE	7	
-129	438602	. SCREW, MACH-BIND HD 10-32 X 1-1/2 LG ATT PT	7	
-130	45690	. WASHER, FL - NO.10 X 7/16 OD X 1/32 THK ATT PT	7	
-131	9092	. WASHER-LOCK, SPLIT RING, .194 ID .337 OD ATT PT	7	
-132	11598	. NUT, PLAIN-HEX 10-32 X 3/8 FL W ATT PT	7	
-133	334012	. CHANNEL-RUBBER	AR	
-133A	5781893	. CABLE GUARD	1	
-134	5781352	. PANEL-SEQUENCING-UPPER	1	
-135	32042	. SCREW, MACH BIND. HD 10-32 X 3/8 LG. ATT PT	10	
-136	5781353	. PANEL-SEQUENCING-LOWER	1	
-137	32042	. SCREW, MACH BIND. HD 10-32 X 3/8 LG. ATT PT	8	
-138	1127180	. CLAMP, LOOP- 1-1/8 ID 0.199 MTG HOLE	1	
-139	332620	. SCREW, MACH-BIND HD 10-32 X 1/2 LG ATT PT	1	
-140	5716291	. CLAMP, LOOP-CUSHIONED	1	
-141	815224	. PLATE ASM, 0-0.43 CABLE BUILD-UP	4	
-142	815226	. PLATE ASM, 0.95-1.50 CABLE BUILD-UP	5	
-143	815225	. PLATE ASM, 0.44-0.94 CABLE BUILD-UP	3	
-144	5781838	. CLAMP ASSEMBLY-FRONT	2	
-145	815173	. . SCREW, CLAMP-HEX 90C HD 8-32 X 1.250 LG USED ON ASM 815224 ONLY	2	
-145	815175	. . SCREW, CLAMP-HEX SOC HD 8-32 X 2.250 LG USED ON ASM 815226 ONLY	2	
-145	815174	. . SCREW, CLAMP-HEX SOC HD 8-32 X 1.750 LG USED ON ASM 815225 ONLY	2	
-145	586711	. . SCREW-FILLESTER HEAD MACH 8 X 32 USED ON ASM 5781838 ONLY	2	
-146	815210	. . RING, RETAINING USED ON ASMS 815224 AND 815225 ONLY	2	
-146	816649	. . RETAINER USED ON ASMS 815226 AND 5781838 ONLY	2	
-147	813321	. . SPRING, TORSION- 2 RH AND 2 LH FULL TURNS	1	
-148	815220	. . BAR	1	
-149	815219	. . SPACER	1	
-150	815217	. . BACKPLATE, CLAMP	1	
-151	815288	. BACKPLATE	7	
-152	815290	. BACKPLATE-CABLE CLAMP	1	
-153	815214	. PLATE-BACK	4	
-154	5781828	. BACKPLATE	2	
-155	813706	. SCREW, SELF TAPPING- WASH HD 10-32 X 3/8 ATT PT	AR	
-156	2716280	. PLATE	17	
-157	507796	. SCREW, MACH-BIND HD 10-32 X 1 LG ATT PT	34	
-158	5781460	. FRAME-CPU	1	

FOR PARTS
NOT SHOWN
SEE FIG. 12,
23,24

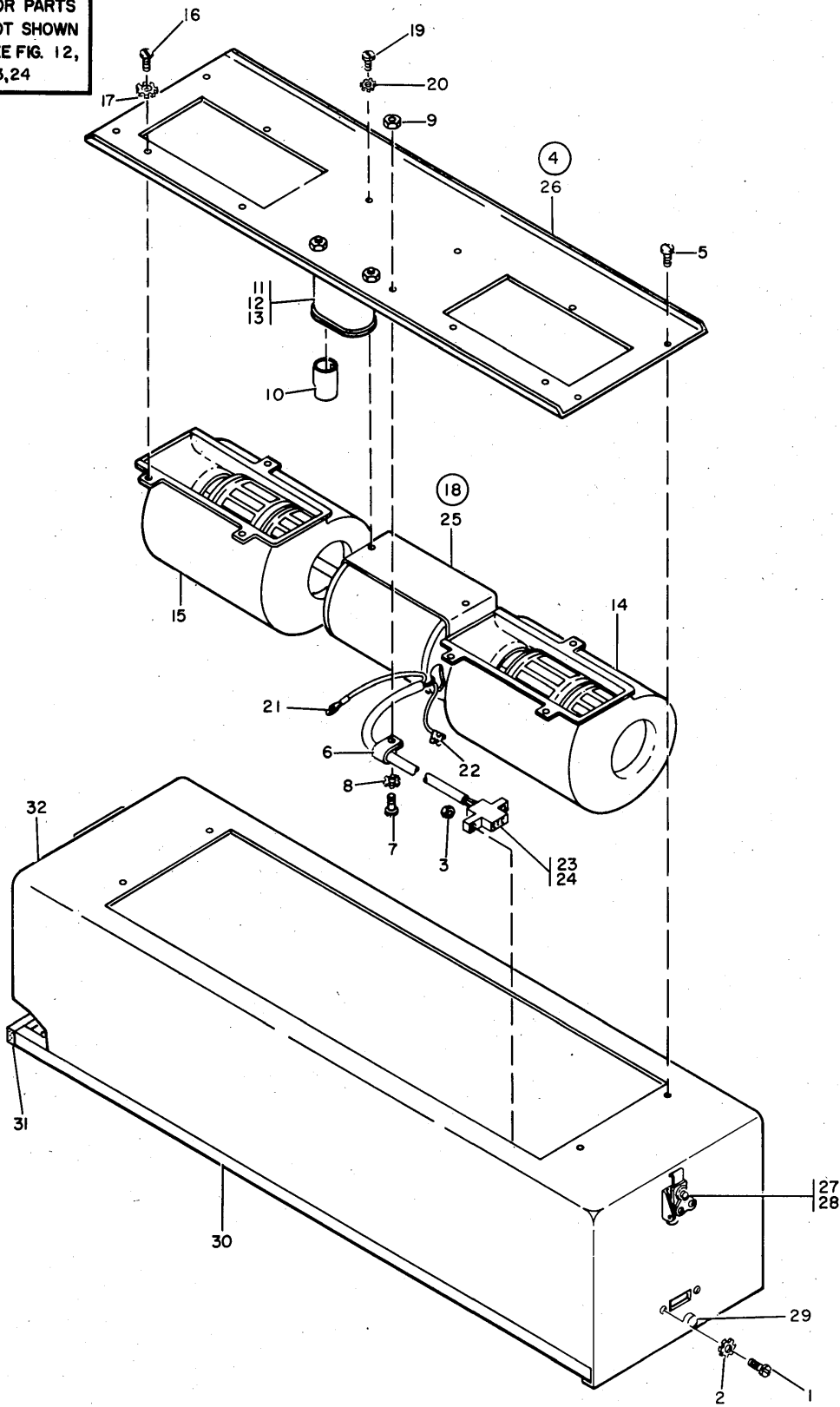
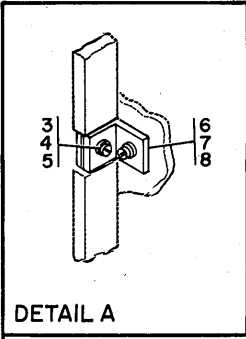
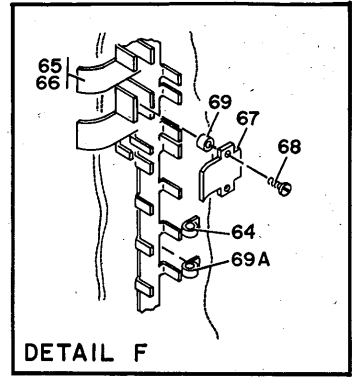
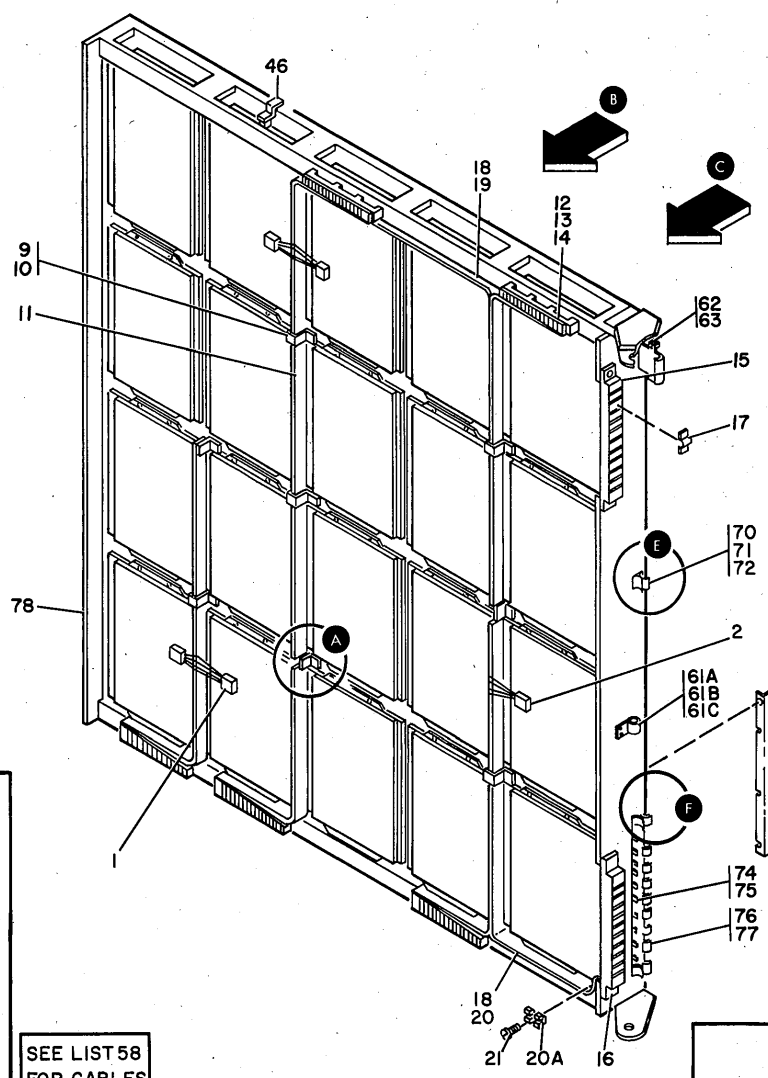


FIGURE 13. COOLING UNIT ASSEMBLY.

LIST 13. COOLING UNIT ASSEMBLY

FIGURE- INDEX NUMBER	PART NUMBER	DESCRIPTION				UNITS PER ASM.	USABLE ON CODE
		1	2	3	4		
13 -	5357002	COOLING UNIT ASSEMBLY-50/60 HZ FOR NEXT HIGHER ASM,SEE FIG. 12-48, 23-17 AND 24-33				REF	
- 1	322065	. SCREW,MACH-BIND HD 6-32 X 5/8 LG				2	
- 2	56722	. WASHER,LOCK-EXT TEETH NO. 6				2	
- 3	257187	. NUT,PLAIN,HEX- 6-32 X 3/8 FL W				2	
- 4	5357005	. BLOWER ASSEMBLY- 60 AND 50 HZ				1	
- 5	740501	. SCREW,MACH-HEX HD 6-32 X 0.250 LG ATT PT				4	
- 6	804109	. . CLAMP,LOOP- 3/8 ID 0.173 DIA MTG HOLE				1	
- 7	81693	. . SCREW,MACH-BIND HD 6-32 X 3/8 LG ATT PT				1	
- 8	56722	. . WASHER,LOCK-EXT TEETH NO. 6 ATT PT				1	
- 9	257187	. . NUT,PLAIN,HEX- 6-32 X 3/8 FL W ATT PT				1	
- 10	526378	. . CAP-INSULATION				2	
- 11	5357137	. . CAPACITOR,P DIELEC- 3UUF PM 10% 370V AC				1	
- 12	11598	. . NUT,PLAIN-HEX 10-32 X 3/8 FL W ATT PT				2	
- 13	56079	. . WASHER,LOCK-EXT T .195 ID .410 OD ATT PT				2	
- 14	5357145	. . SCROLL AND WHEEL ASSEMBLY, RIGHT HAND				1	
- 15	5357144	. . SCROLL AND WHEEL ASSEMBLY, LEFT HAND				1	
- 16	81693	. . SCREW,MACH-BIND HD 6-32 X 3/8 LG ATT PT				6	
- 17	56722	. . WASHER,LOCK-EXT TEETH NO. 6 ATT PT				6	
- 18	5357020	. . MOTOR AND CONNECTOR ASSEMBLY				1	
- 19	130434	. . SCREW-MACH,SLOTTED HEX HD NO.10-32 X.375 ATT PT				2	
- 20	56079	. . WASHER,LOCK-EXT T .195 ID .410 OD ATT PT				2	
- 21	253740	. . . TERMINAL-RING,10-12 AWG,#6 HOLE,INS				1	
- 22	517913	. . . TERMINAL,SLIP ON-18-16 AWG				3	
- 23	5353853	. . . HOUSING				1	
- 24	5353854	. . . CONTACT, MALE 16-20 WIRE				3	
- 25	5357021	. . . MOTOR ASM- 3350 RPM 0.06 HP SP 50/60 CY				1	
- 26	5357012	. . PLATE-DUPLEX MOUNTING				1	
- 27	5349888	. LATCH				1	
- 28	5357136	. SCREW,PAN HD-SELF TAP 4-40 X .187 LG ATT PT				2	
- 29	5357135	. CATCH				1	
- 30	5357013	. FILTER,AIR				1	
- 31	599557	. SEAL				AR	
- 32	5357011	. HOUSING-DUPLEX BLOWER				1	

FOR PARTS
NOT SHOWN
SEE FIG. 12
SHEET 1



SEE LIST 58
FOR CABLES

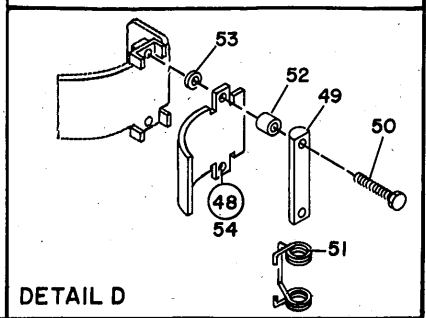
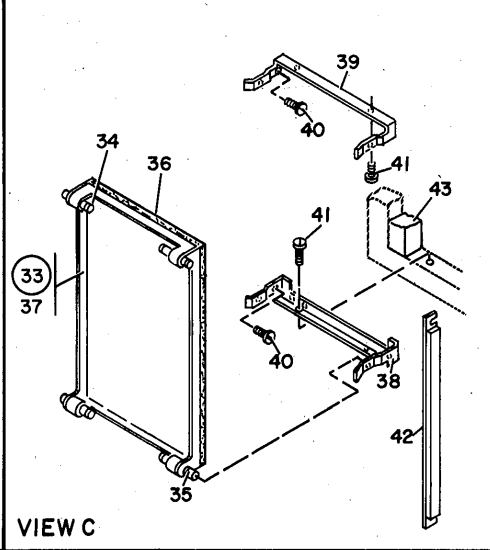
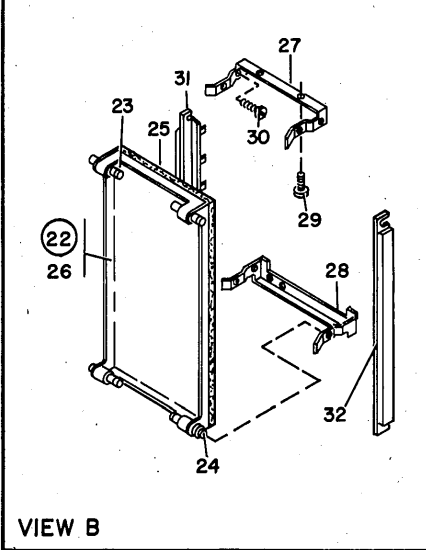
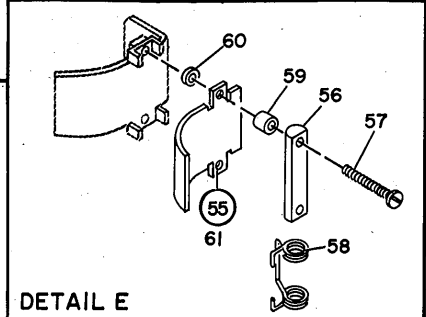


FIGURE 14. A GATE ASSEMBLY

LIST 14. A GATE ASSEMBLY

FIGURE- INDEX NUMBER	PART NUMBER	DESCRIPTION 1 2 3 4	UNITS PER ASM.	USABLE ON CODE
14 -	5781307	A GATE ASSEMBLY	REF	
- 1	811621	FOR NEXT HIGHER ASM, SEE FIGURE 12-83 • CROSSOVER ASSEMBLY	40	
- 2	811483	FOR COMPONENT PARTS SEE FIG. 59-46 • CROSSOVER ASSEMBLY	20	
- 3	5356580	FOR COMPONENT PARTS SEE FIG. 59-50 • SCREW,MACH-BIND HD 4-40 X 1/2 LG	3	
- 4	815039	• WASHER,FL-NO 4 X 1/8 ID X 1/4 OD	3	
- 5	5373223	• NUT,PLAIN,HEX- 4-40 X 0.250 FL W	3	
- 6	811742	• SUPPORT	3	
- 7	811426	• SCREW,MACH-PAN HD 6-32 X 3/8 IN. LG	3	ATT PT
- 8	2129550	• WASHER,FLAT- 5/16 OD 5/32 ID 1/32 THK	3	ATT PT
- 9	815946	• STRAP ASSEMBLY-BUS	6	
- 10	811426	• SCREW,MACH-PAN HD 6-32 X 3/8 IN. LG	12	ATT PT
- 11	811520	• BUS ASSEMBLY, VERT., 2 BOARD	6	
- 12	811481	• SCREW,MACH- 6-32 X 1/4 LG	72	
- 13	811476	• TERMINAL BLOCK,BUS TO BUS	6	
- 14	38391	• SCREW MACHINE,FIL HD	12	ATT PT
- 15	5779917	• MARKER STRIP	1	
- 16	5779915	• MARKER STRIP	1	
- 17	811576	• JUMPER-BUS 4 POSITION	2	
- 18	811442	• SEAL	8	
- 19	811515	• BUS ASSEMBLY, HORIZ. GRP 1, 4 BOARD	1	
- 20	811517	• BUS ASSEMBLY, HORIZ. GRP 2, 4 BOARD	1	
- 20A	813179	• CLAMP-BOARD	160	
- 21	811417	• SCREW,HEX SOCKET H- 6-32 X 1/2 LG	160	ATT PT
- 22	5728866	• COVER ASSEMBLY	4	
- 23	815963	• CATCH-PULL	4	
- 24	815964	• SPACER-HINGE	4	
- 25	5728864	• FOAM-BACKING	1	
- 26	5728865	• COVER	1	
- 27	5728863	• BRACKET-HINGE UPPER	4	
- 28	5728862	• BRACKET-HINGE LOWER	4	
- 29	811417	• SCREW,HEX SOCKET H- 6-32 X 1/2 LG	16	ATT PT
- 30	55726	• SCREW,MACH-BIND HD 6-32 X .188 LG	16	ATT PT
- 31	5353087	• BRACKET,DOUBLE ANGLE	4	
- 32	811881	• RETAINER ASSEMBLY	4	
- 33	811873	• COVER ASSEMBLY, CARD	16	
- 34	815963	• CATCH-PULL	4	
- 35	815964	• SPACER-HINGE	4	
- 36	815263	• BACKING, FOAM	1	
- 37	811872	• COVER	1	
- 38	811858	• BRACKET-HINGE	16	
- 39	811859	• BRACKET	16	
- 40	811417	• SCREW,HEX SOCKET H- 6-32 X 1/2 LG	64	ATT PT
- 41	55726	• SCREW,MACH-BIND HD 6-32 X .188 LG	64	ATT PT
- 42	811881	• RETAINER ASSEMBLY	32	
- 43	811442	• SEAL	AR	
- 44	5782086	• COVER-COAX CABLE	4	
- 45	5319854	• SCREW,THD CUTTING-HEX HD 8-32 X 0.375 LG	12	ATT PT
- 46	2573012	• SWITCH ASM	2	
- 48	815226	• PLATE ASM,0.95-1.50 CABLE BUILD-UP	2	
- 49	815220	• BAR	1	
- 50	815175	• SCREW,CLAMP-HEX SOC HD 8-32 X 2.250 LG	2	ATT PT
- 51	813321	• SPRING,TORSION- 2 RH AND 2 LH FULL TURNS	1	
- 52	815219	• SPACER	2	
- 53	816649	• RETAINER	2	
- 54	815217	• BACKPLATE,CLAMP	1	
- 55	5781838	• CLAMP ASSEMBLY-FRONT	2	
- 56	815220	• BAR	1	
- 57	586711	• SCREW-FILLESTER HEAD MACH 8 X 32	2	ATT PT
- 58	813321	• SPRING,TORSION- 2 RH AND 2 LH FULL TURNS	1	
- 59	815219	• SPACER	2	
- 60	816649	• RETAINER	2	
- 61	815217	• BACKPLATE,CLAMP	1	
- 61A	2102368	• CLAMP,LOOP- 0.880 ID 0.200 DIA MTG HOLE	1	
- 61B	257189	• NUT,HEX- 8-32	1	ATT PT
- 61C	22478	• WASHER,FL- 0.170 ID 0.375 OD 0.32 THK	1	ATT PT

LIST 14. A GATE ASSEMBLY

FIGURE- INDEX NUMBER	PART NUMBER	DESCRIPTION 1 2 3 4	UNITS PER ASM.	USABLE ON CODE
14 - 62	815214	• PLATE-BACK	1	
- 63	813706	• SCREW,SELF TAPPING- WASH HD 10-32 X 3/8	2	ATT PT
- 64	356742	• CLAMP,LOOP- 0.250 ID 0.177 DIA MTG HOLE	4	
- 65	815166	• PLATE	4	
- 66	2191737	• SCREW,MACHINE	12	ATT PT
- 67	815217	• BACKPLATE,CLAMP	20	
- 68	2384	• SCREW,MACH-FIL H 8-32 X 1 IN LG.	30	ATT PT
- 69	5781840	• SPACER	12	
- 69A	2102368	• CLAMP,LOOP- 0.880 ID 0.200 DIA MTG HOLE	1	
- 70	5781828	• BACKPLATE	2	
- 71	2191737	• SCREW,MACHINE	2	ATT PT
- 72	5781840	• SPACER	1	
- 74	815214	• PLATE-BACK	2	
- 75	813706	• SCREW,SELF TAPPING- WASH HD 10-32 X 3/8	4	ATT PT
- 76	815217	• BACKPLATE,CLAMP	1	
- 77	438582	• SCREW,MACH-FIL H 8-32 X 2-1/4 LG	2	ATT PT
- 78	5728952	• GATE ASM-BOARD 2 HIGH OUTER	1	

FOR PARTS
NOT SHOWN
SEE FIG. 12
SHEET 1

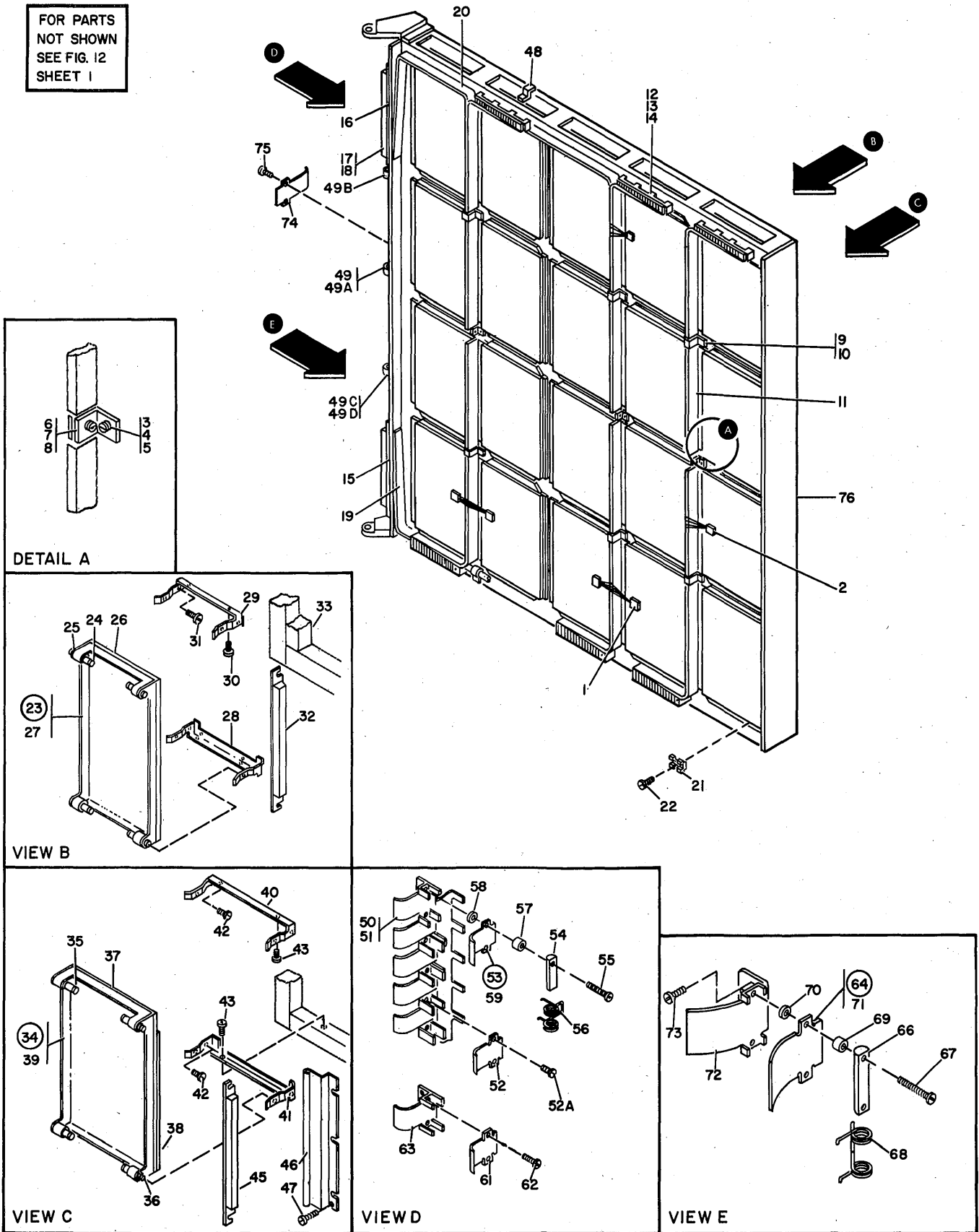


FIGURE 15. B GATE ASSEMBLY

FOR PARTS
NOT SHOWN
SEE FIG. 12
SHEET 1

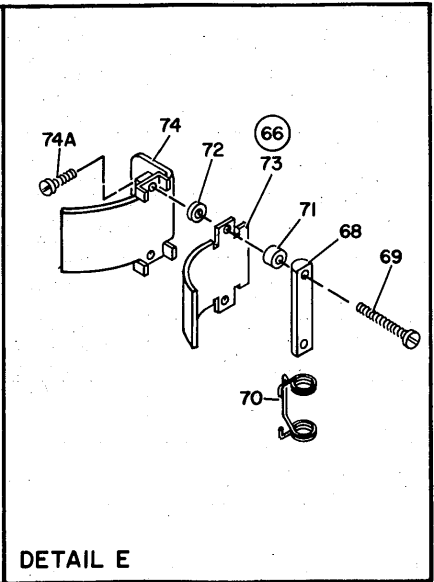
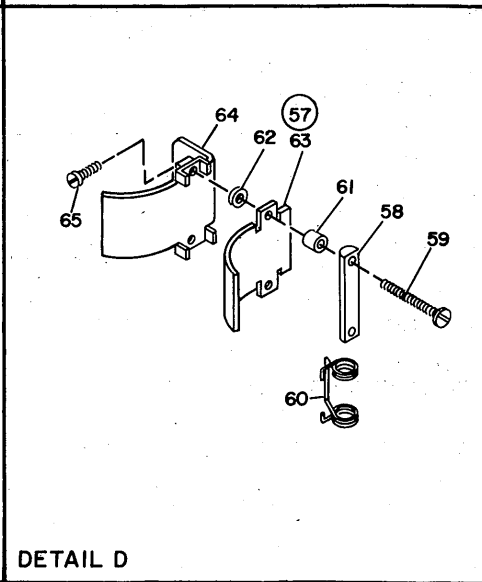
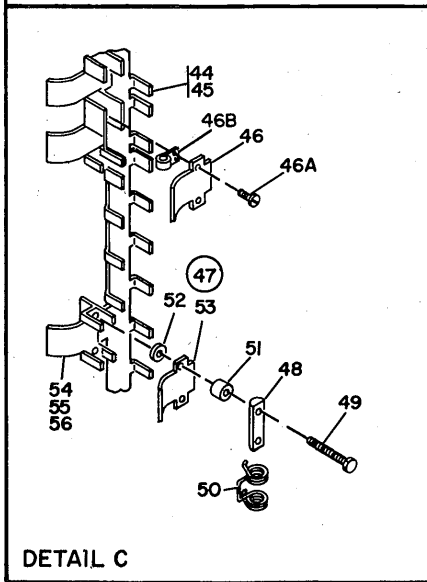
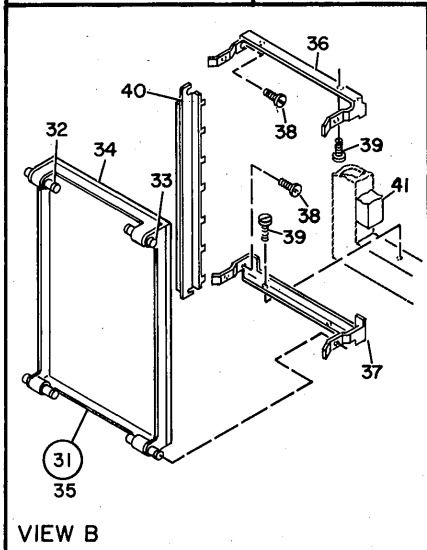
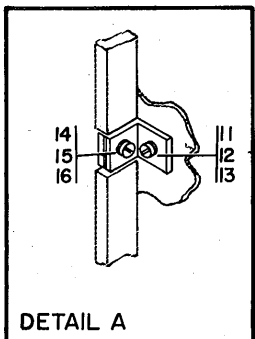
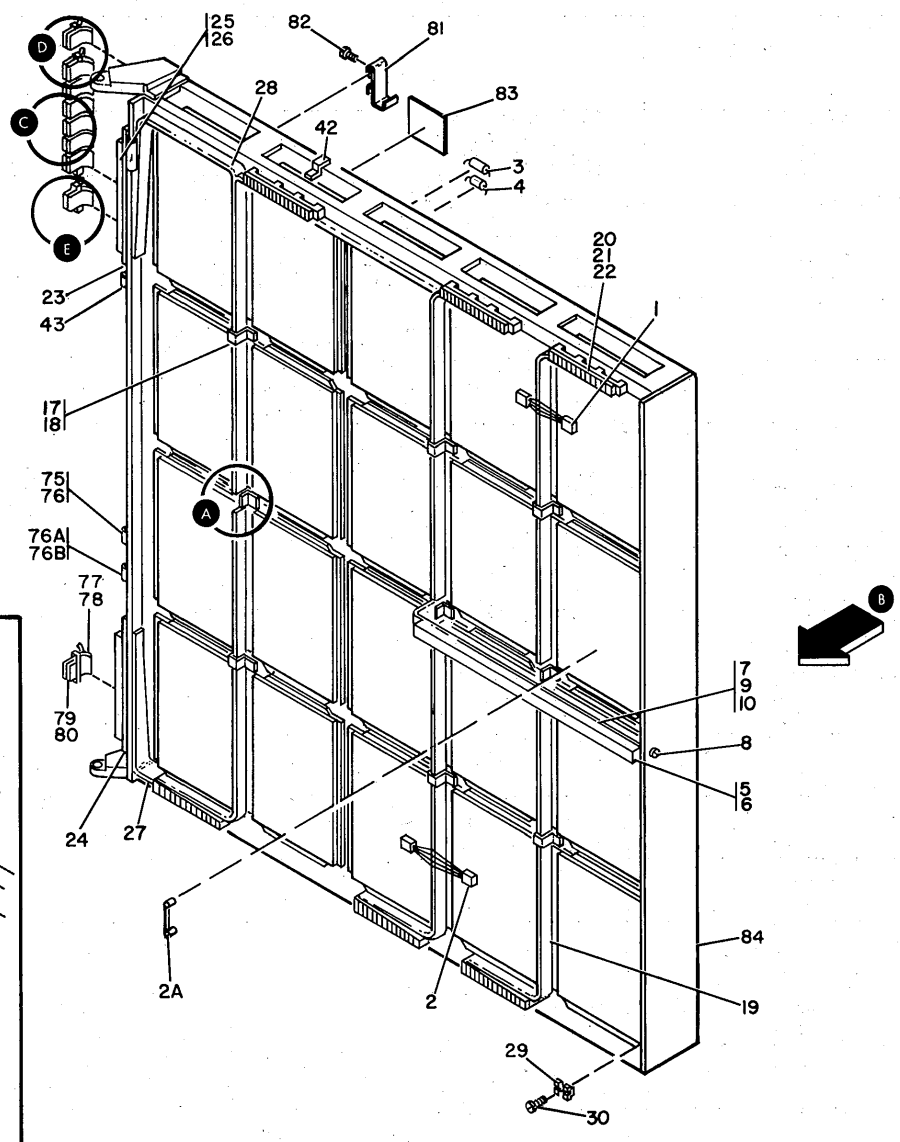
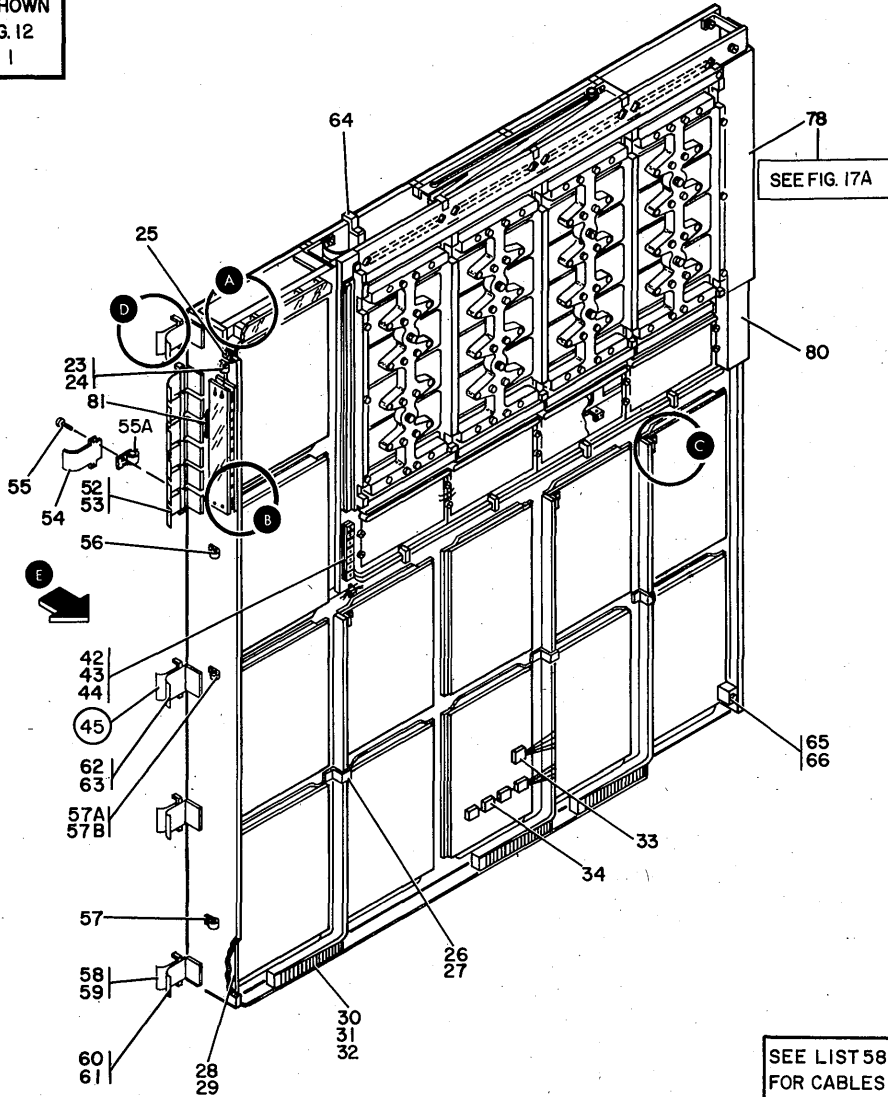
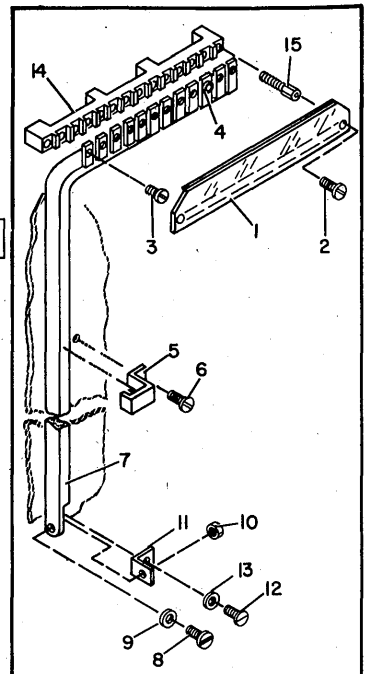


FIGURE 16. E GATE ASSEMBLY.

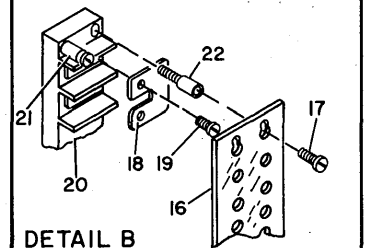
FOR PARTS
NOT SHOWN
SEE FIG. 12
SHEET 1



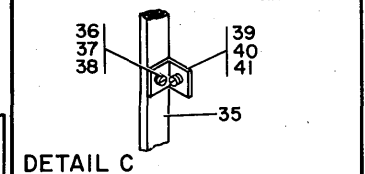
SEE FIG. 17A



DETAIL A

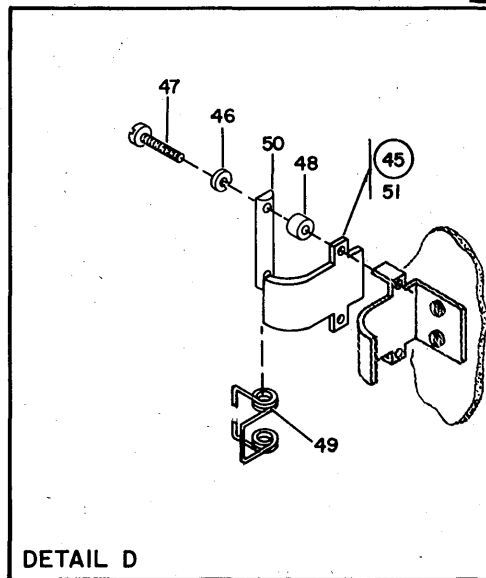


DETAIL B

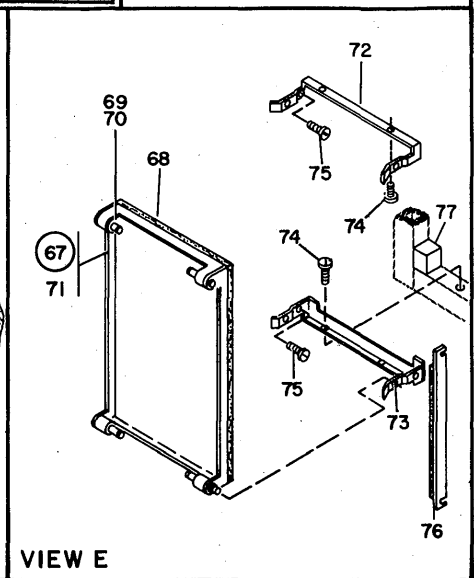


DETAIL C

SEE LIST 58
FOR CABLES



DETAIL D



VIEW E

FIGURE 17. C/D GATE ASSEMBLY.

FOR PARTS
NOT SHOWN
SEE FIG. 17

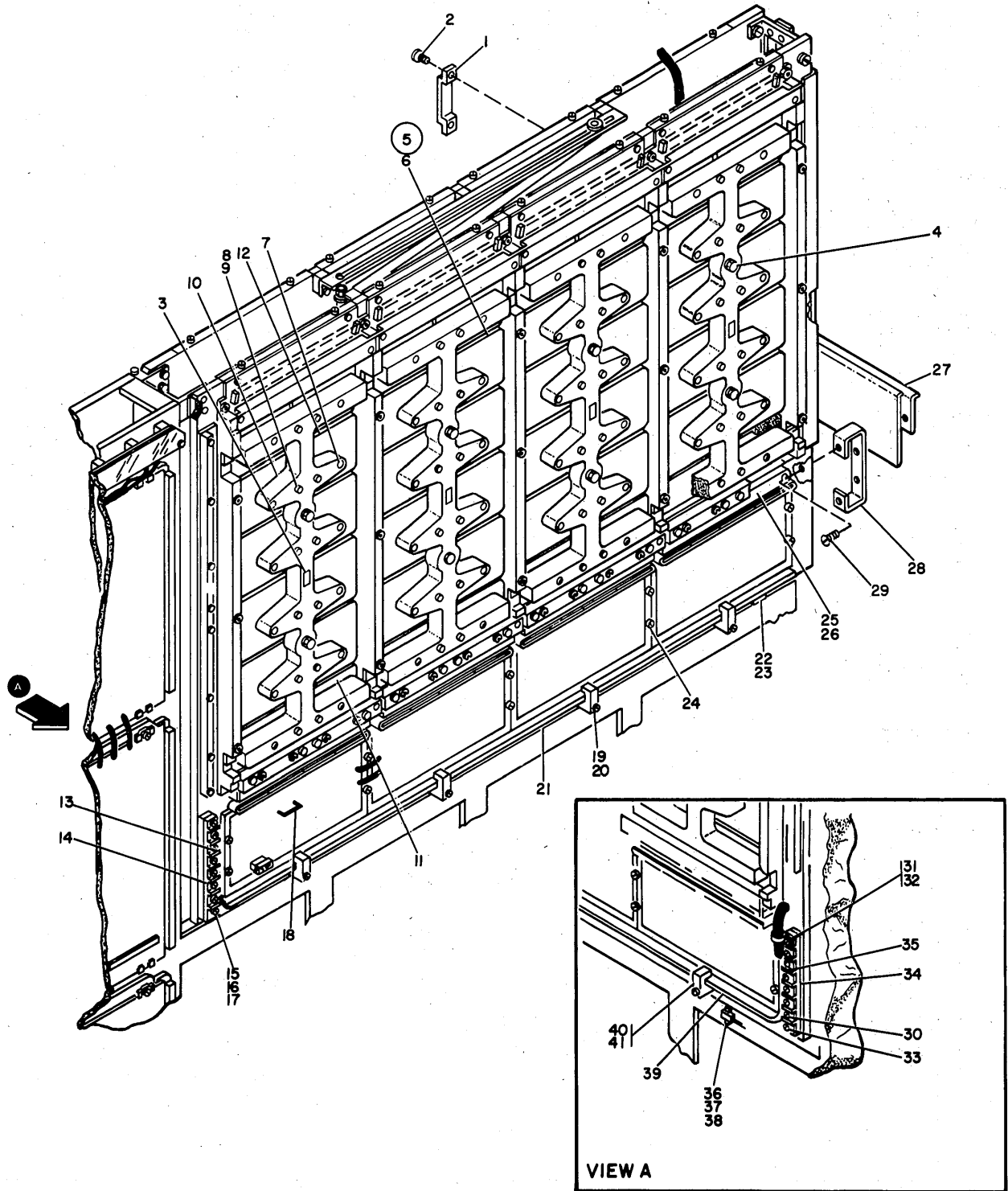


FIGURE 17A. CROS MEMORY STORAGE ASSEMBLY. (SHEET 1 OF 2, INDEX NOS. 1-41)

LIST 17A. CROS MEMORY STORAGE ASSEMBLY

FIGURE- INDEX NUMBER	PART NUMBER	DESCRIPTION	UNITS PER ASM.	USABLE ON CODE
		1 2 3 4		
17A-	5400799	CROS MEMORY STORAGE GATE ASSEMBLY FOR NEXT HIGHER ASM, SEE FIGURE 17-78	REF	
- 1	5703328	. BUMPER,GATE	1	
- 2	322550	. SCREW,MACH,BIND HD= 6-32 X .5 LG	2	
- 3	811825	. LABEL-CABLE	16	
- 4	5400689	. NUT,ROUND-KNURLED	32	
- 5	5702960	. SPIDER ASM	16	
- 6	33370	. SCREW,MACH-HEX HD 8-32 X 13/16 LG	64	
- 7	58865	. SETSCREW-HDLS SPLINE DR 10-32 X 7/8 LG	12	
- 8	5703279	. SPRING	12	
- 9	438553	. SCREW,MACH-BIND HD 4-40 X 7/8 LG	12	
- 10	5702957	. SPIDER	1	
- 11	5702958	. PLATE	2	
- 12	5702959	. PLATE	10	
- 13	811481	. SCREW,MACH- 6-32 X 1/4 LG	6	
- 14	5400745	. JUMPER,BUS 3 POSITION	2	
- 15	5702977	. TERMINAL BOARD ASM-7 POS	1	
- 16	438587	. SCREW,MACH-BIND HD 8-32 X 1-1/8 LG	2	
- 17	5702978	. SPACER	1	
- 18	815080	. STRAP	40	
- 19	5702976	. CLAMP-BUS BAR	8	
- 20	438547	. SCREW,MACH-FIL H 4-40 X 1-1/4 LG	8	
- 21	5702973	. BUS BAR	1	
- 22	5703276	. SUPPORT	1	
- 23	25627	. SCREW-BD. HD 8-32 X .500 LG	2	
- 24	438551	. SCREW,MACH-BIND HD 4-40 X 5/8 LG	16	
- 25	5703009	. CLAMP	16	
- 26	438551	. SCREW,MACH-BIND HD 4-40 X 5/8 LG	32	
- 27	5702990	. RETAINER ASM-DRIVE CARD	8	
- 28	5702987	. BRACKET	10	
- 29	438552	. SCREW,MACH-BIND HD 4-40 X 3/4 LG	20	
- 30	811481	. SCREW,MACH- 6-32 X 1/4 LG	6	
- 31	2102367	. CLAMP-LOOP	1	
- 32	438589	. SCREW,MACH-BIND HD 8-32 X 1-1/2 LG	1	
- 33	438588	. SCREW,MACH-UNDRCT BIND HD 8-32 X 1-1/4	1	
- 34	5702977	. TERMINAL BOARD ASM-7 POS	1	
- 35	5702978	. SPACER	1	
- 36	2114044	. CLIP,CABLE	1	
- 37	2114681	. CRADLE-CABLE	1	
- 38	322550	. SCREW,MACH,BIND HD= 6-32 X .5 LG	1	
- 39	5702975	. BUS BAR	1	
- 40	5703155	. SUPPORT	1	
- 41	25627	. SCREW-BD. HD 8-32 X .500 LG	2	

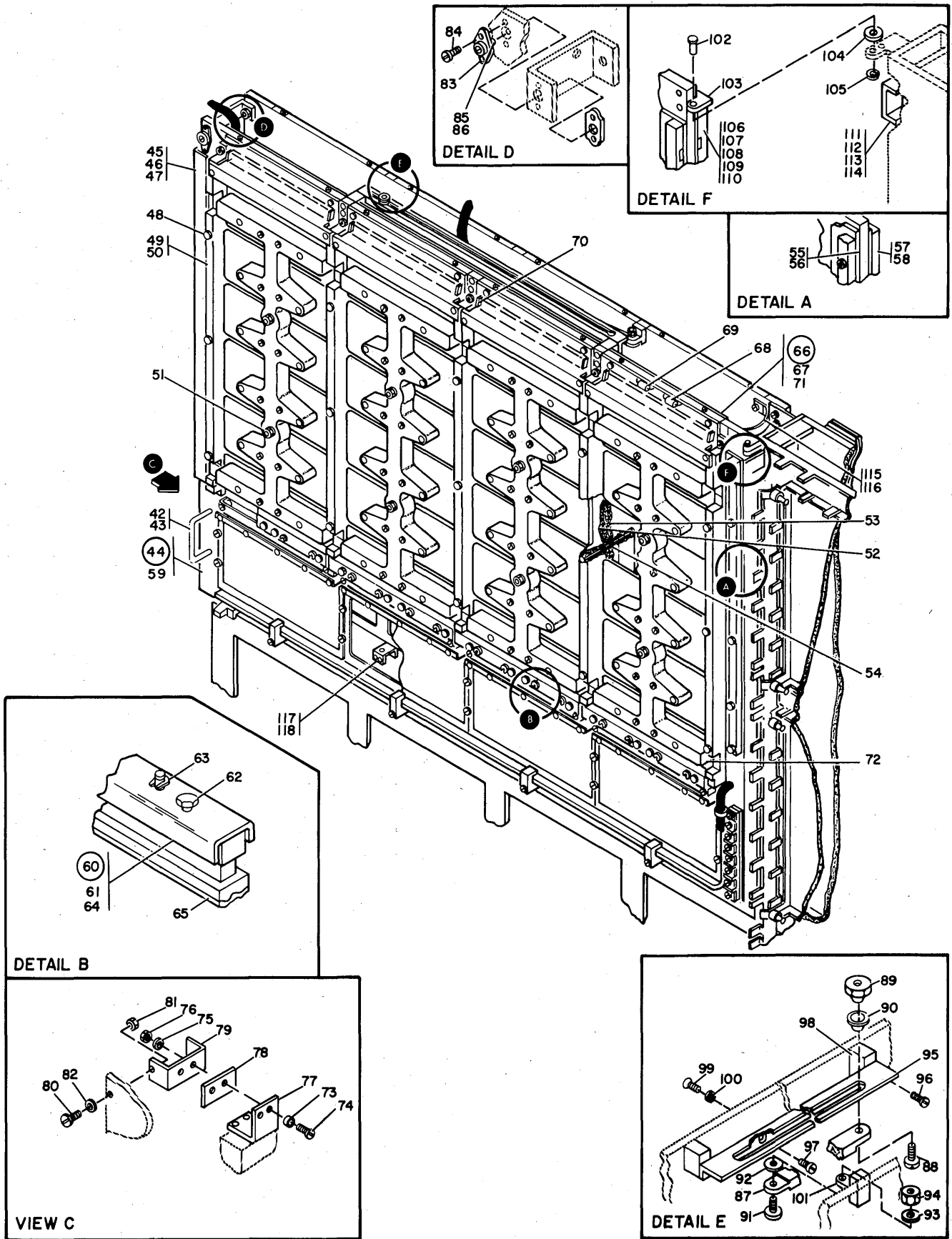
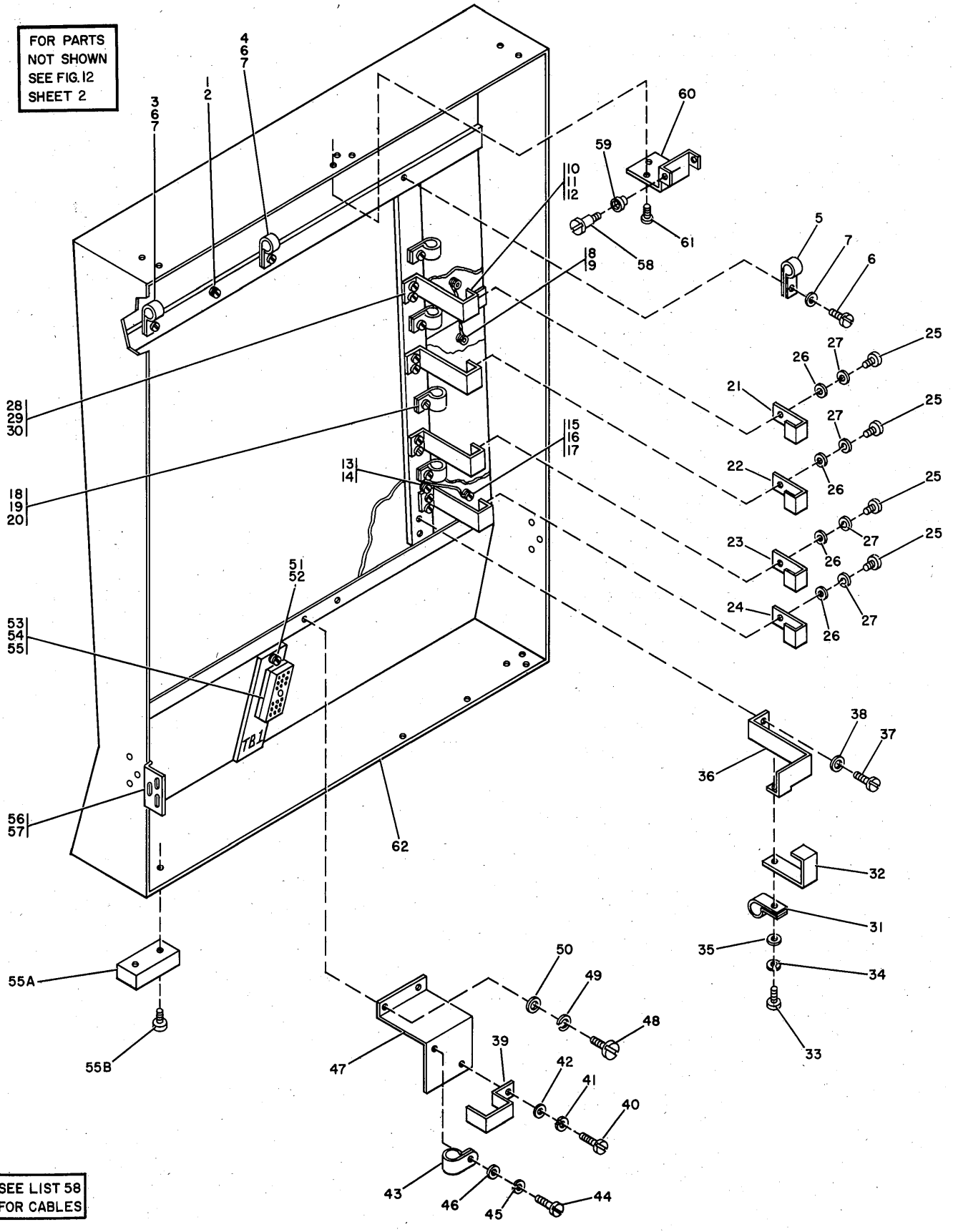


FIGURE 17A. CROS MEMORY STORAGE ASSEMBLY. (SHEET 2 OF 2, INDEX NOS. 42-118)

LIST 17A. GROS MEMORY STORAGE ASSEMBLY

FIGURE- INDEX NUMBER	PART NUMBER	DESCRIPTION	UNITS PER ASM.	USABLE ON CODE
17A- 42	319300	• HANDLE	1	
- 43	55918	• SCREW, MACH-BIND HD 10-32 X 5/8 LG	2	
- 44	5408113	• BASE PLANE ASSEMBLY	2	
- 45	5400666	• SHIELD-SENSE RESISTOR	1	
- 46	438550	• SCREW, MACH-BIND HD 4-40 X 1/2 LG	3	
- 47	257985	• WASHER, FLAT-NO. 4 X 0.250 OD X 0.028 THK	3	
- 48	5400656	• STUD, VERTICAL BAR	10	
- 49	5400657	• VERTICAL BAR	10	
- 50	257189	• NUT, HEX- 8-32	50	
- 51	5702968	• STUD	23	
- 52	5408095	• SENSE PLATE ASM, A&D	1	
- 53	5408090	• SENSE PLATE ASM, A&C	1	
- 54	1144956	• PAD-PIN BACKSTOP	AR	
- 55	5408097	• CONNECTOR, SENSE-72 POSITION	5	
- 56	438538	• SCREW, MACH-UNDRCT BIND HD 2-56 X 1/4 LG	12	
- 57	5408098	• CONNECTOR, SENSE-42 POSITION	1	
- 58	15887	• SCREW, MACH-BIND HD 2-56 X 1/8 LG	12	
- 59	5408084	• BASE PLATE	1	
- 60	5400658	• CONNECTOR ASSEMBLY-DRIVE	32	
- 61	38354	• SCREW, MACH-FIL H 6-32 X 1/2 LG	64	
- 62	5400655	• SCREW, PRESSURE DRIVE CONNECTOR	4	
- 63	147297	• RING, RETAINING-EXT 0.094 ID X 0.020 THK	4	
- 64	5400648	• CHANNEL, DRIVE CONNECTOR	1	
- 65	5400650	• CONNECTOR ASSEMBLY, DRIVE-PRESSURE UNIT	2	
- 66	5400781	• RESISTOR ASSEMBLY	16	
- 67	48594	• SCREW, MACH-BIND HD 6-32 X 0.250 LG	32	
- 68	124582	• CAPACITOR FXD TANTALUM	2	
- 69	383608	• CAPACITOR-TANTALUM 6.2MFD P 80 M 20% 25V	1	
- 70	5703052	• MODULE, RC NETWORK	22	
- 71	5400778	• BOARD C13, DRIVE RESISTOR	1	
- 72	5702966	• SPONGE, SHEET	16	
- 73	5703002	• BUSHING	2	
- 74	322028	• SCREW, MACH-BIND HD 1/4-20 X 3/4 LG	2	
- 75	76574	• LOCKWASHER-EXT TOOTH ID .267 X OD .510	2	
- 76	3960	• NUT, PLAIN, HEX- 1/4-20 X 7/16 FL W	2	
- 77	5400662	• BRACKET	1	
- 78	5400661	• SPACER, INSULATION	1	
- 79	5702998	• BRACKET ASM-GATE FASTENER	2	
- 80	110286	• SCREW-MACHINE	2	
- 81	55586	• NUT, CHECK, HEX-1/4-20 X 1/8 FL W	2	
- 82	5703006	• SPACER	2	
- 83	5702995	• GROMMET	2	
- 84	236550	• SCREW, MACH-BIND HD 4-40 X 0.375 LG	4	
- 85	5702996	• STUD-WING HD	2	
- 86	244111	• WASHER, STUD RETAINING-CAMLOC	2	
- 87	5703285	• ARM, BASE PLATE	1	
- 88	32617	• SCREW, MACH-BIND HD 10-32 X 0.438 LG	1	
- 89	5703286	• NUT, SHOULDER	1	
- 90	5703282	• ROLLER-ARM	1	
- 91	234565	• SCREW, SHOULDER LATCH	1	
- 92	22478	• WASHER, FL- 0.170 ID 0.375 OD 0.32 THK	1	
- 93	1090873	• WASHER, LOCK, SPLIT RING- .168 ID, .296 OD	1	
- 94	257189	• NUT, HEX- 8-32	1	
- 95	5703284	• GUIDE, ARM	1	
- 96	38352	• SCREW, MACH-FIL H 6-32 X 3/8 LG	2	
- 97	38443	• SCREW, MACH-FL CSK HD 6-32 X 5/16 LG	1	
- 98	5703283	• BLOCK, MOUNTING-GUIDE	3	
- 99	5644	• SCREW, MACH-FIL H 6-32 X 5/8 LG	8	
- 100	6364	• WASHER, LOCK-SPLIT NO. 6 X 1/4 OD	8	
- 101	5703287	• BLOCK, MOUNTING, ARM	1	
- 102	5703000	• PIN	2	
- 103	5702999	• HINGE	2	
- 104	161351	• WASHER, PLAIN FLAT	1	
- 105	332747	• RING, RETAINING-EXT 0.207 ID X 0.025 THK	2	
- 106	5703001	• BUSHING	4	
- 107	38688	• SCREW-SUPPORT & TRIM MOUNTING .750 LONG	4	
- 108	6935	• WASHER, LOCK-SPLIT 1/4 X 0.493 OD	4	
- 109	3550	• WASHER, FL- 1/4 X 9/16 OD X 0.050 THK	4	
- 110	5703004	• SPACER	2	
- 111	5703154	• CLAMP ASM-CABLE	5	
- 112	322065	• SCREW, MACH-BIND HD 6-32 X 5/8 LG	10	
- 113	62031	• WASHER, LOCK-INT TEETH NO. 6 X 0.295 OD	10	
- 114	257986	• WASHER, FLAT NO. 6	10	
- 115	5400675	• STRIP ASSEMBLY, GROUND	2	
- 116	34512	• SCREW, BIND, HD 8-32 X .375 LG	4	
- 117	5703008	• BRACKET	8	
- 118	338238	• SCREW, MACH-BD HD 4-40 NC X .3125 LG	16	

FOR PARTS
NOT SHOWN
SEE FIG. 12
SHEET 2



SEE LIST 58
FOR CABLES

FIGURE 18. CPU PANEL ASSEMBLY.

LIST 18. CPU PANEL ASSEMBLY

FIGURE- INDEX NUMBER	PART NUMBER	DESCRIPTION	UNITS PER ASM.	USABLE ON CODE
18 -	5781329	CPU PANEL ASSEMBLY FOR NEXT HIGHER ASM, SEE FIGURE 12-107	REF	
- 1	34512	• SCREW,BIND.HD 8-32 X .375 LG	1	
- 2	55901	• WASHER,LOCK-EXT TEETH NO. 8 X 0.381 OD	1	
- 3	595704	• CLAMP	1	
- 4	327921	• CLAMP,CABLE	1	
- 5	327923	• CLAMP,LOOP	1	
- 6	34512	• SCREW,BIND.HD 8-32 X .375 LG	ATT PT	3
- 7	22478	• WASHER,FL- 0.170 ID 0.375 OD 0.32 THK	ATT PT	3
- 8	257189	• NUT,HEX- 8-32		1
- 9	55901	• WASHER,LOCK-EXT TEETH NO. 8 X 0.381 OD		1
- 10	5781835	• PLATE		1
- 11	257189	• NUT,HEX- 8-32	ATT PT	4
- 12	55901	• WASHER,LOCK-EXT TEETH NO. 8 X 0.381 OD	ATT PT	4
- 13	34512	• SCREW,BIND.HD 8-32 X .375 LG		1
- 14	55901	• WASHER,LOCK-EXT TEETH NO. 8 X 0.381 OD		1
- 15	5759502	• JUMPER ASM FOR COMPONENT PARTS,SEE FIG. 59-36F		1
- 16	257189	• NUT,HEX- 8-32	ATT PT	1
- 17	55901	• WASHER,LOCK-EXT TEETH NO. 8 X 0.381 OD	ATT PT	1
- 18	327923	• CLAMP,LOOP		4
- 19	34512	• SCREW,BIND.HD 8-32 X .375 LG	ATT PT	4
- 20	22478	• WASHER,FL- 0.170 ID 0.375 OD 0.32 THK	ATT PT	4
- 21	5276594	• CLAMP,CABLE		1
- 22	5276593	• CLAMP,CABLE		1
- 23	5276592	• CLAMP,CABLE		1
- 24	5276591	• CLAMP,CABLE		1
- 25	25627	• SCREW-BD. HD 8-32 X .500 LG	ATT PT	4
- 26	22478	• WASHER,FL- 0.170 ID 0.375 OD 0.32 THK	ATT PT	4
- 27	1090873	• WASHER,LOCK,SPLIT RING- .168 ID, .296 OD	ATT PT	4
- 28	5276588	• BRACKET,CABLE SUPPORT		4
- 29	58207	• SCREW,MACH-UNDRCT BIND HD 8-32 X 1/4 LG	ATT PT	8
- 30	22478	• WASHER,FL- 0.170 ID 0.375 OD 0.32 THK	ATT PT	8
- 31	327923	• CLAMP,LOOP		1
- 32	5276590	• CLAMP,CABLE		1
- 33	25627	• SCREW-BD. HD 8-32 X .500 LG	ATT PT	1
- 34	1090873	• WASHER,LOCK,SPLIT RING- .168 ID, .296 OD	ATT PT	1
- 35	22478	• WASHER,FL- 0.170 ID 0.375 OD 0.32 THK	ATT PT	1
- 36	5276587	• BRACKET,CABLE SUPPORT		1
- 37	58207	• SCREW,MACH-UNDRCT BIND HD 8-32 X 1/4 LG	ATT PT	2
- 38	22478	• WASHER,FL- 0.170 ID 0.375 OD 0.32 THK	ATT PT	2
- 39	5276595	• CLAMP,CABLE		1
- 40	25627	• SCREW-BD. HD 8-32 X .500 LG	ATT PT	1
- 41	1090873	• WASHER,LOCK,SPLIT RING- .168 ID, .296 OD	ATT PT	1
- 42	22478	• WASHER,FL- 0.170 ID 0.375 OD 0.32 THK	ATT PT	1
- 43	534768	• CLAMP,CABLE		1
- 44	25627	• SCREW-BD. HD 8-32 X .500 LG	ATT PT	1
- 45	1090873	• WASHER,LOCK,SPLIT RING- .168 ID, .296 OD	ATT PT	1
- 46	22478	• WASHER,FL- 0.170 ID 0.375 OD 0.32 THK	ATT PT	1
- 47	5276589	• BRACKET		1
- 48	32617	• SCREW,MACH-BIND HD 10-32 X 0.438 LG	ATT PT	2
- 49	9092	• WASHER-LOCK,SPLIT RING, .194 ID .337OD	ATT PT	2
- 50	45690	• WASHER, FL - NO.10 X 7/16 OD X 1/32 THK	ATT PT	2
- 51	34512	• SCREW,BIND.HD 8-32 X .375 LG		1
- 52	55901	• WASHER,LOCK-EXT TEETH NO. 8 X 0.381 OD		1
- 53	302090	• CONNECTOR,RECP,ELEC- 24 FEMALE CONTACTS		1
- 54	438550	• SCREW,MACH-BIND HD 4-40 X 1/2 LG	ATT PT	1
- 55	302131	• INSULATOR,TERMINAL BLOCK		1
- 55A	5372714	• SLIDE,CONSOLE		2
- 55B	34512	• SCREW,BIND.HD 8-32 X .375 LG	ATT PT	4
- 56	5372715	• BRACKET,DOUBLE ANGLE,CONSOLE MOUNTING		2
- 57	236849	• SCREW,MACH-BIND HD 10-32 X 0.250 LG	ATT PT	6
- 58	144424	• SCREW		2
- 59	226027	• HUB		2
- 60	5372713	• BRACKET,MOUNTING,ROLLER		1
- 61	28413	• SCREW,MACH-BIND HD 10-32 X 5/16 LG	ATT PT	3
- 62	5781372	• CE PANEL		1

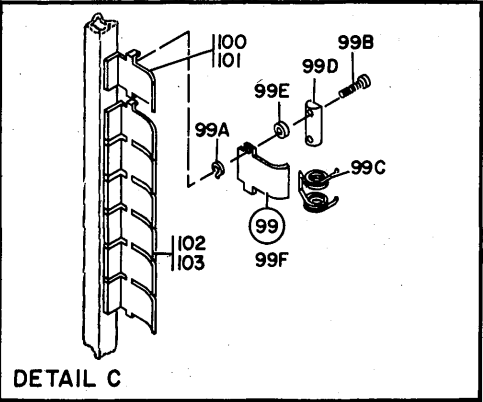
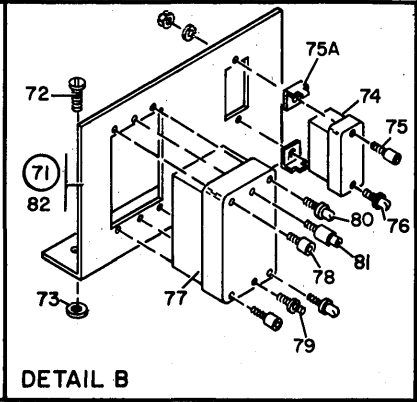
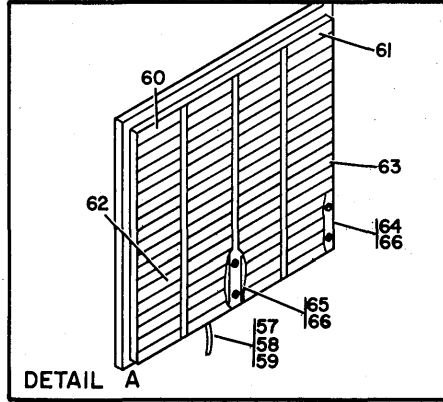
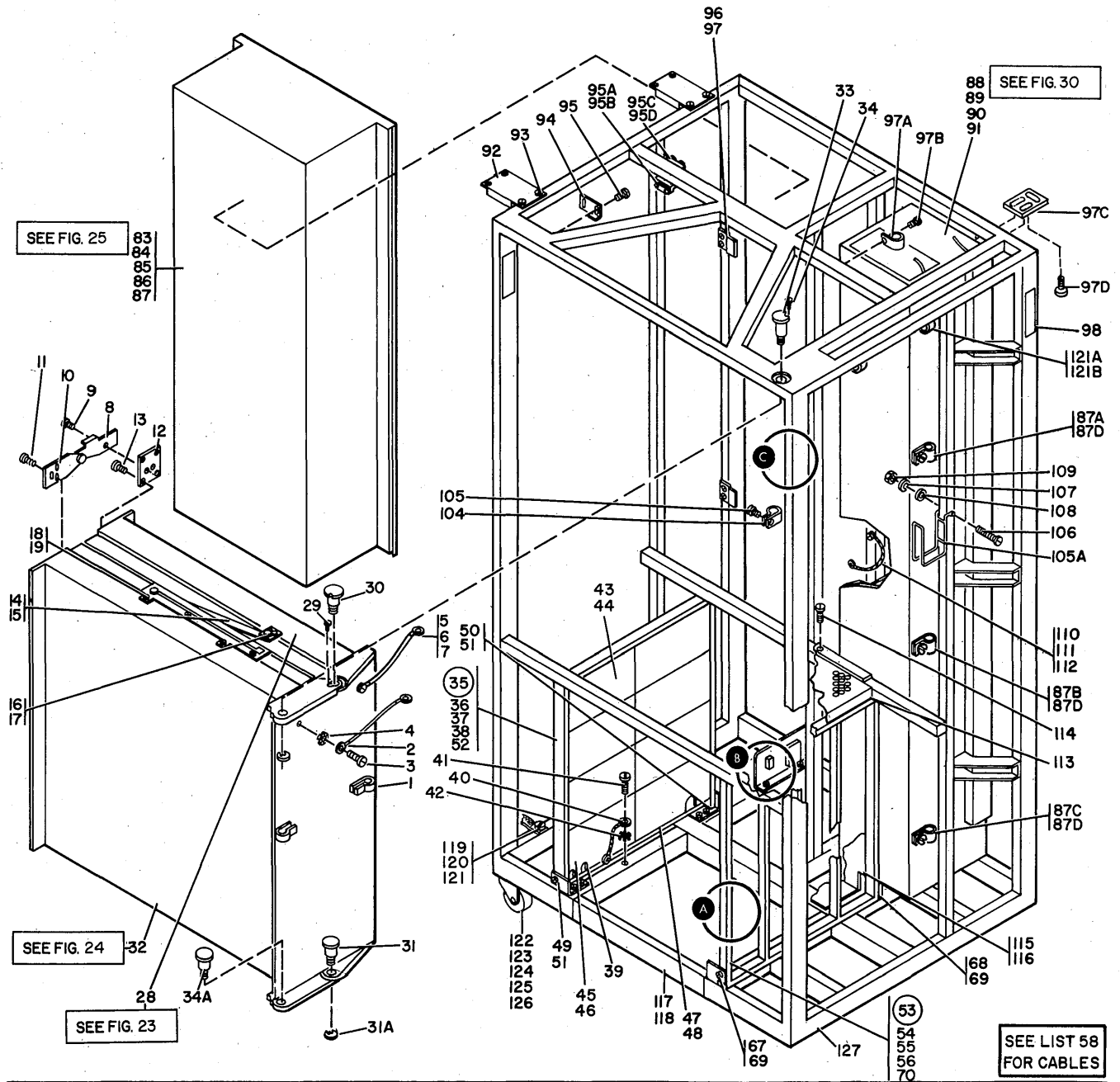
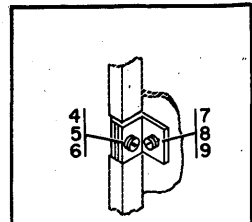
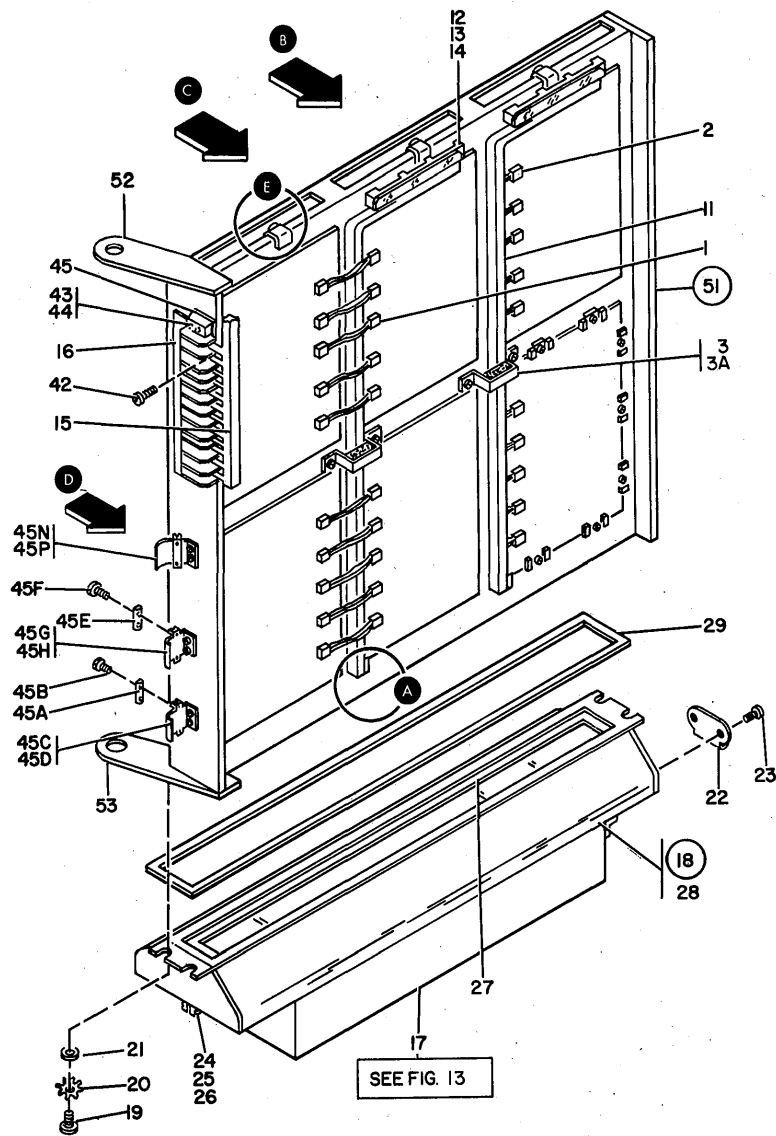
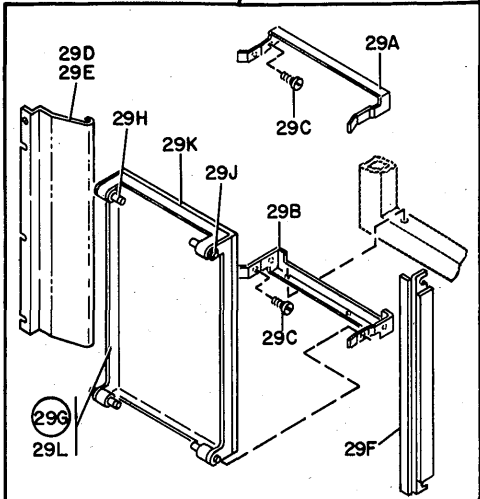


FIGURE 22. DAT FRAME ASSEMBLY.

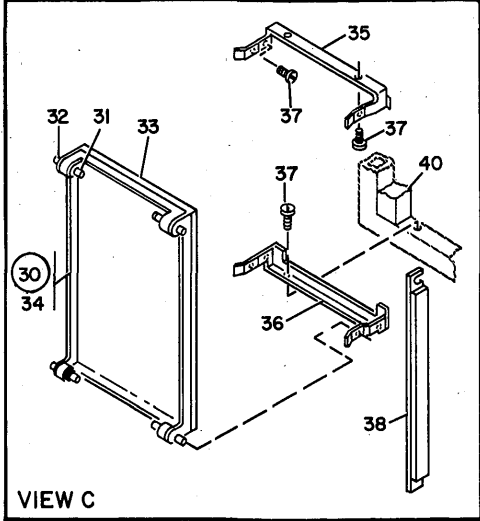
FOR PARTS
NOT SHOWN
SEE FIG. 22



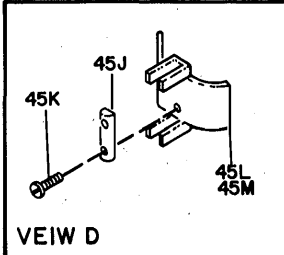
DETAIL A



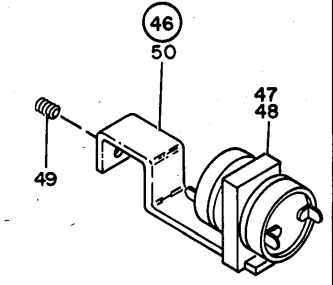
VIEW B



VIEW C



VIEW D



DETAIL E

FIGURE 23. L GATE ASSEMBLY.

FOR PARTS
NOT SHOWN
SEE FIG. 22

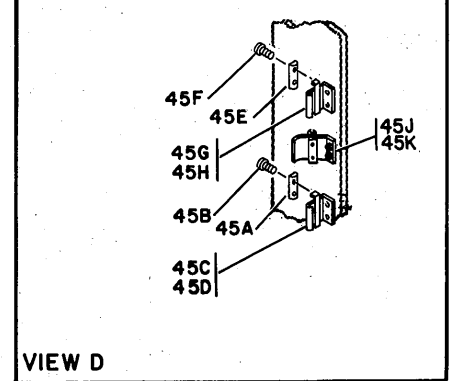
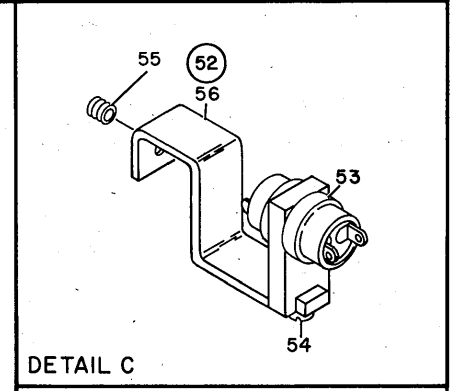
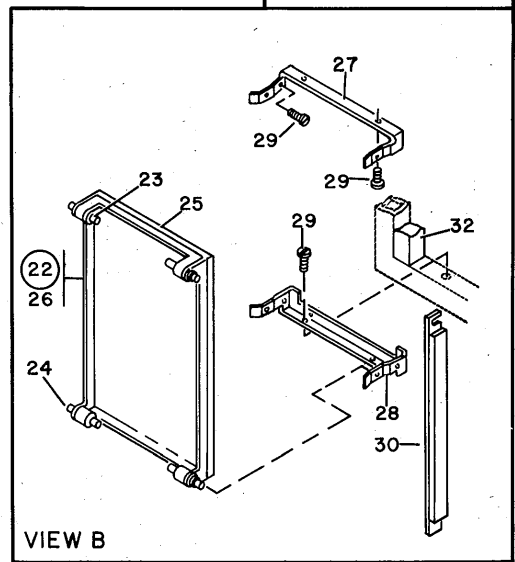
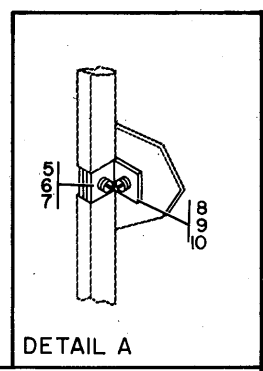
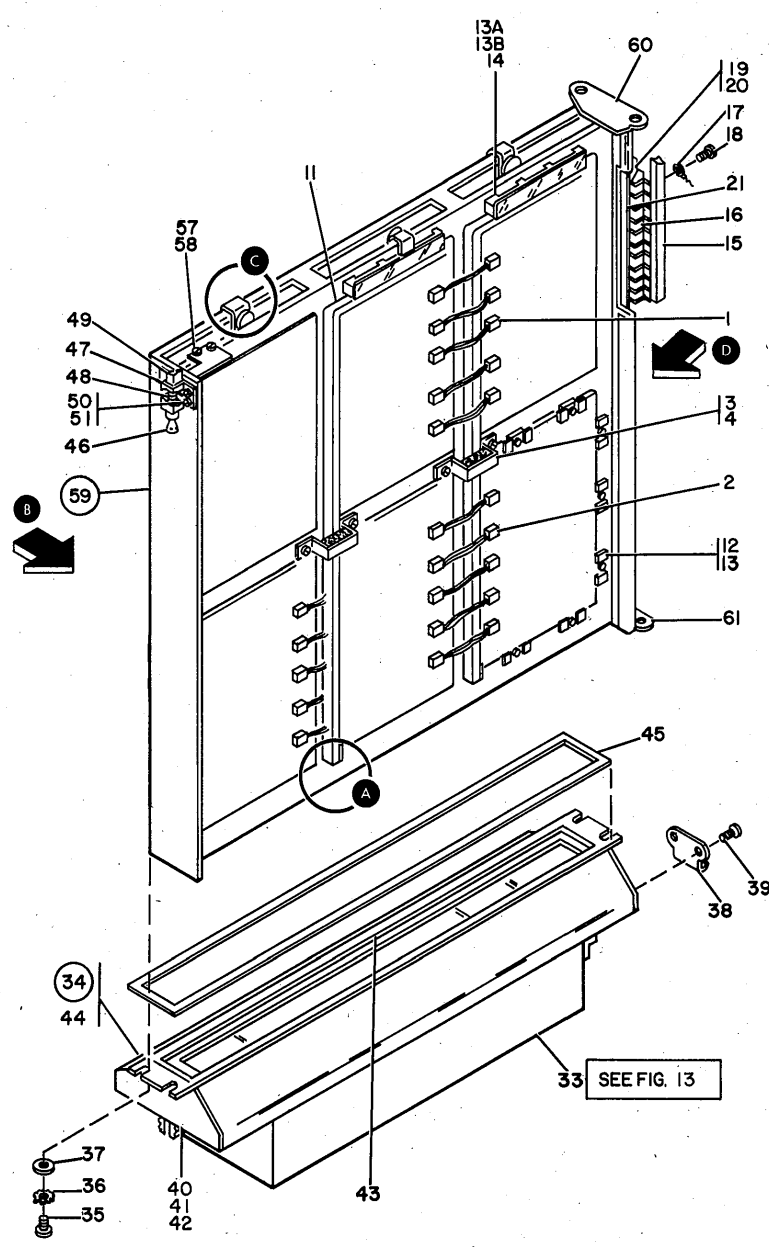


FIGURE 24. K GATE ASSEMBLY.

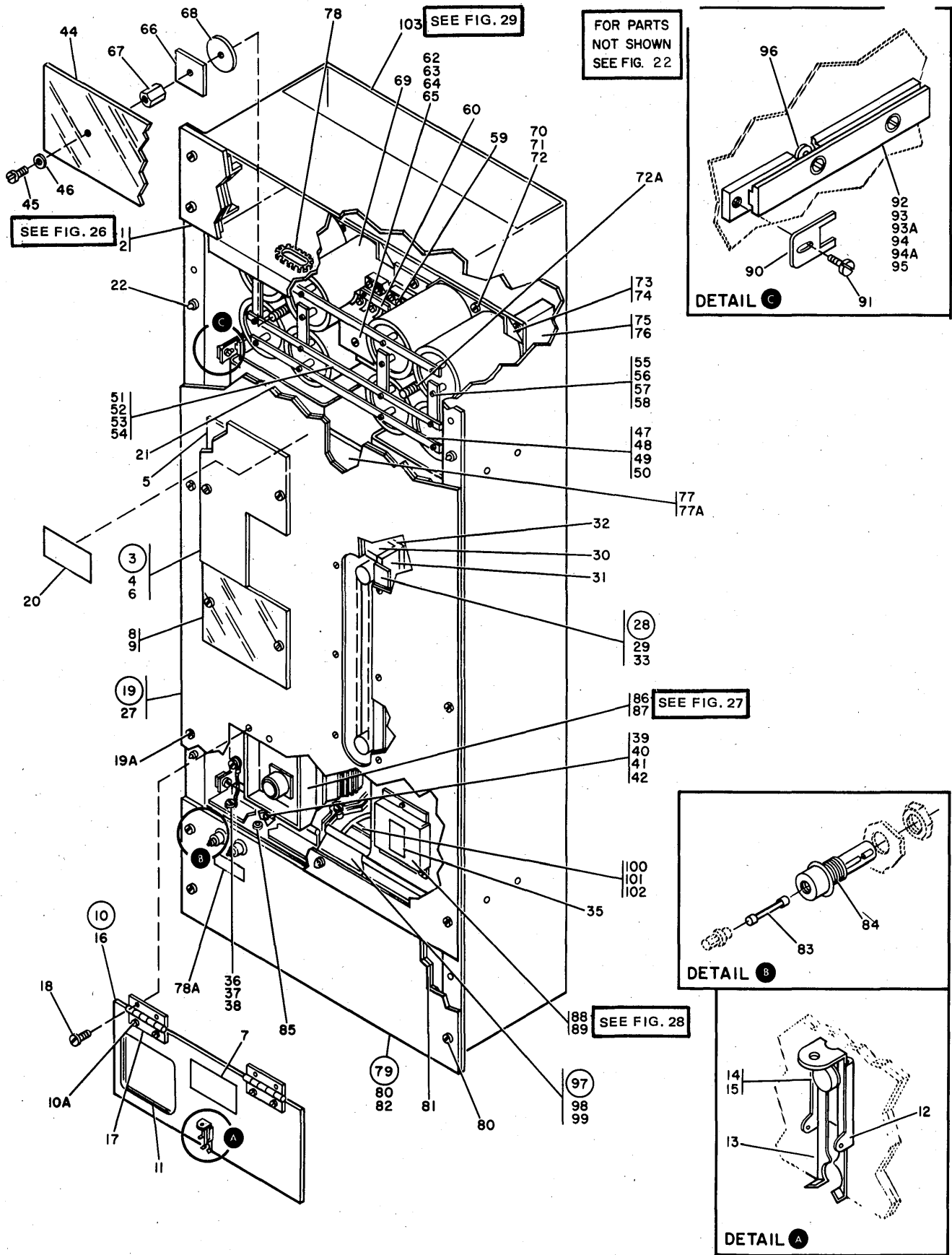


FIGURE 25. 75 AMP CONVERTER INVERTER ASSEMBLY.

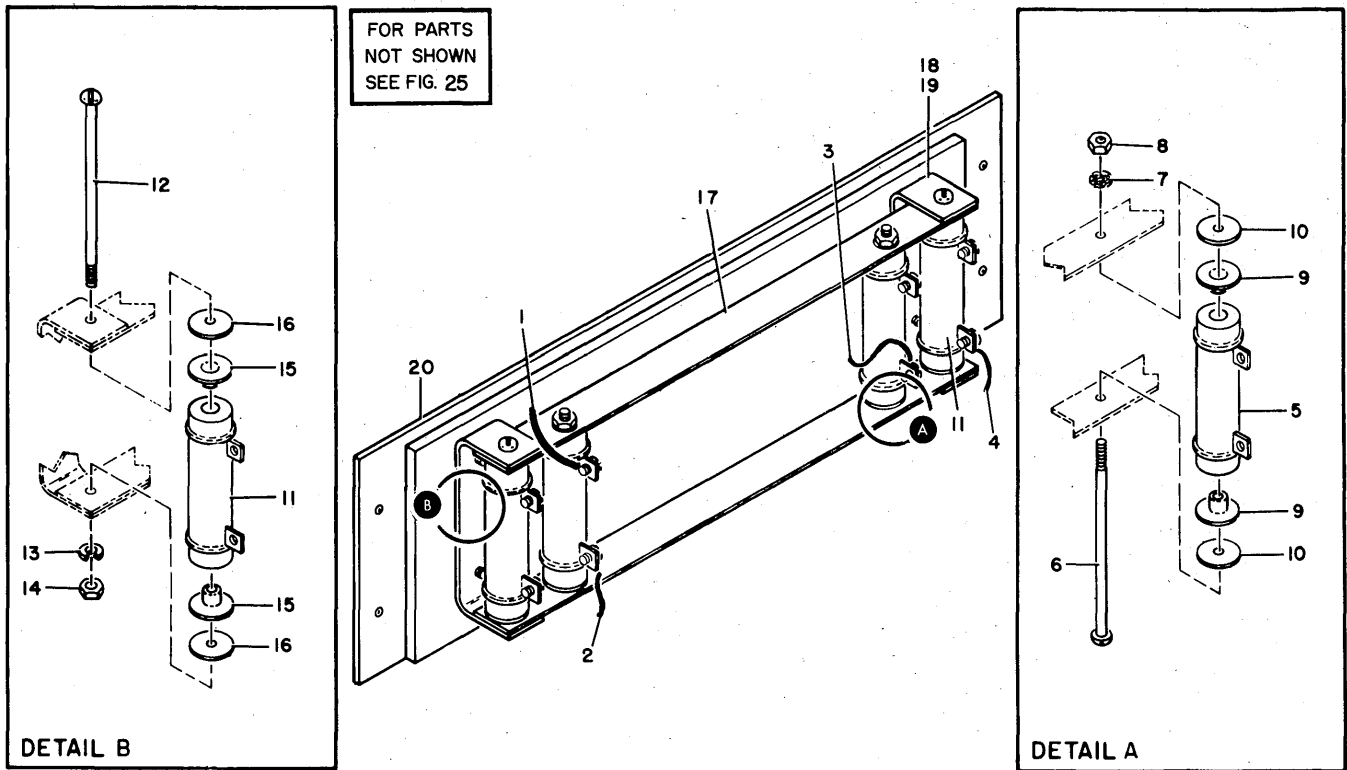


FIGURE 26. UPPER COVER RESISTOR ASSEMBLY.

FOR PARTS
NOT SHOWN
SEE FIG. 25

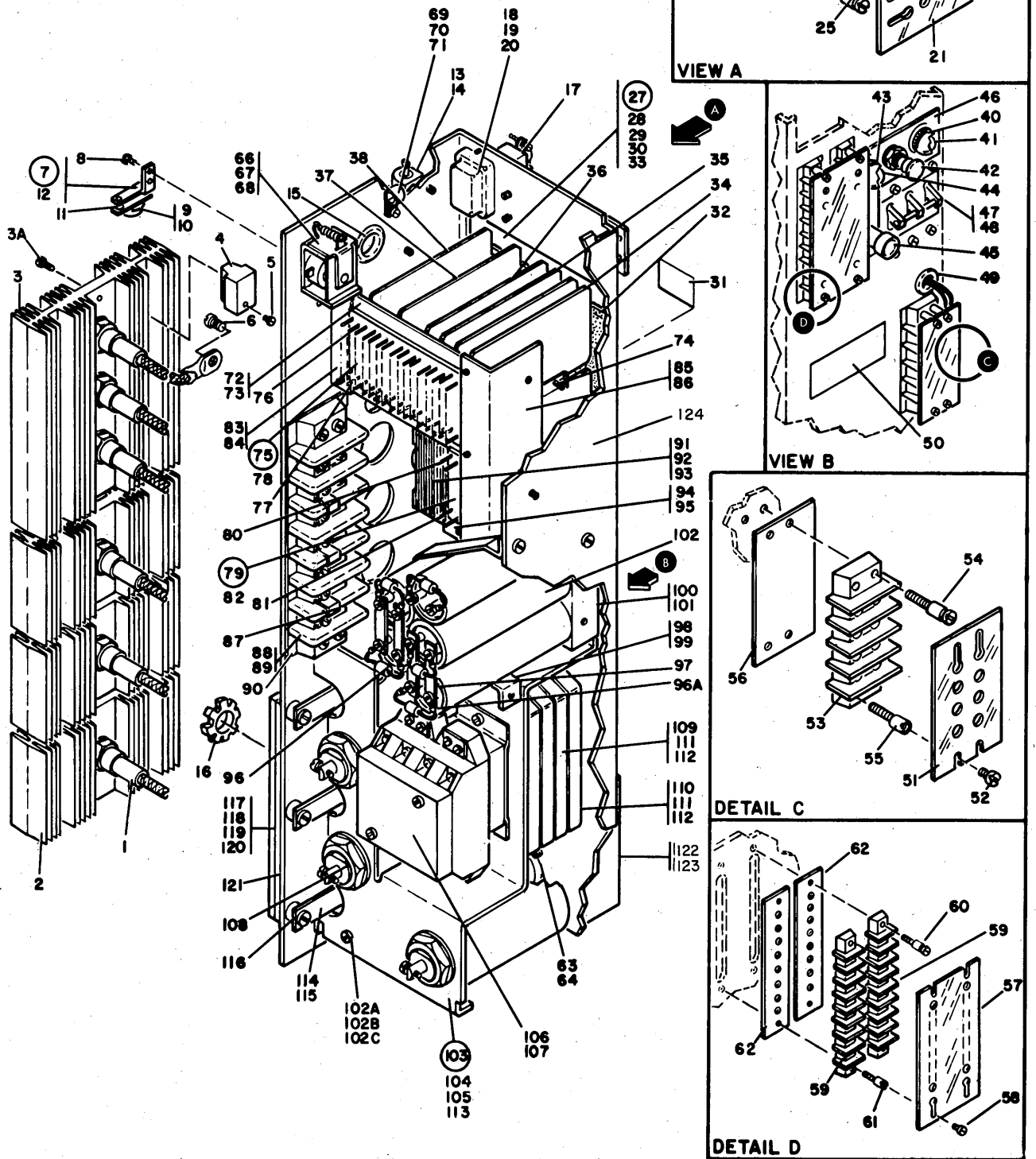
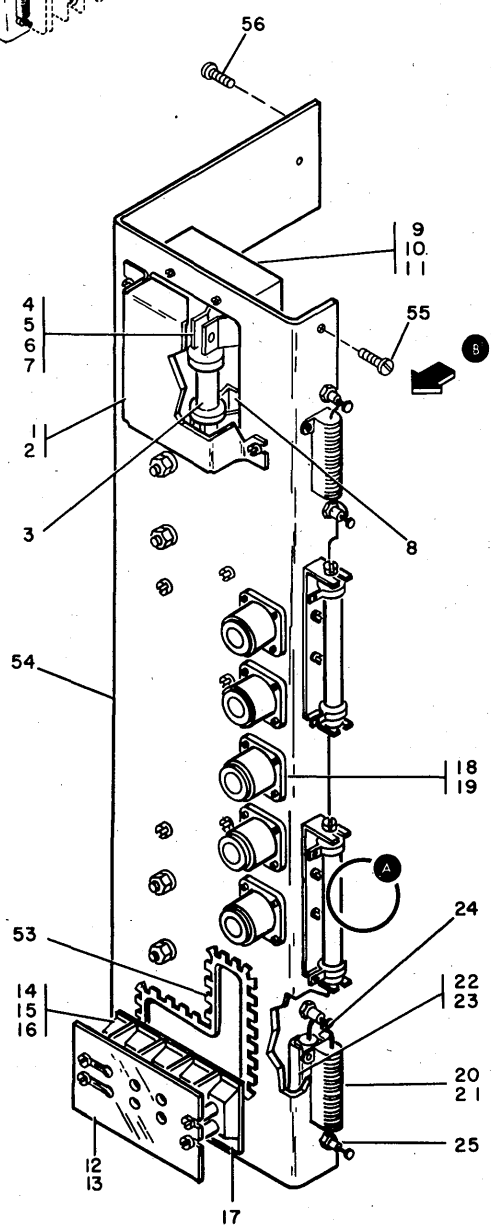
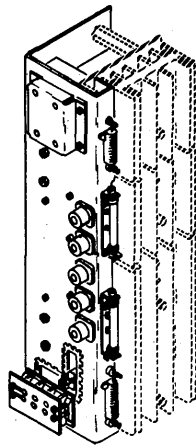


FIGURE 27. 75 AMP CONVERTER ASSEMBLY.



FOR PARTS
NOT SHOWN
SEE FIG. 25

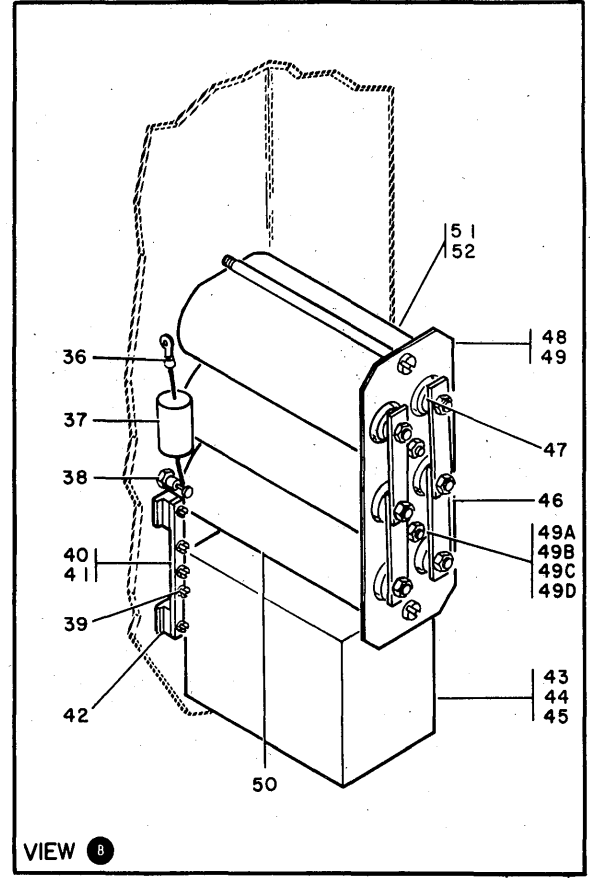
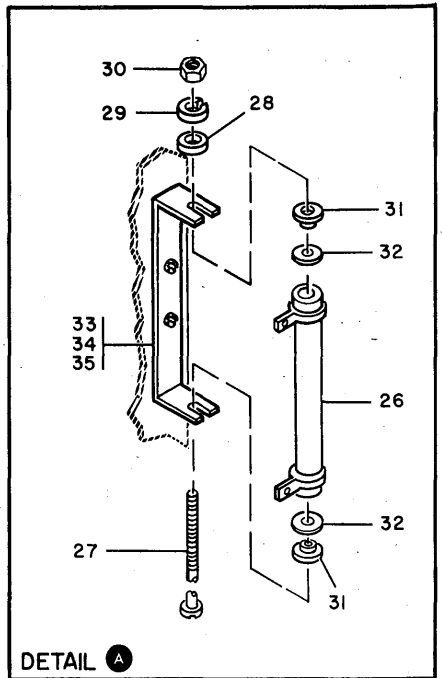


FIGURE 28. 75 AMP INVERTER SECTION ASSEMBLY. (SHEET 1 OF 2. INDEX NOS. 1-56)

LIST 28. 75 AMP INVERTER SECTION ASSEMBLY

FIGURE- INDEX NUMBER	PART NUMBER	DESCRIPTION	UNITS PER ASM.	USABLE ON CODE
		1 2 3 4		
28 -	2572735	75 AMP INVERTER SECTION ASSEMBLY FOR NEXT HIGHER ASM, SEE FIGURE 25-88	REF	
- 1	5703215	. SHIELD-FUSE	1	
- 2	10170	. SCREW, MACH-BIND HD 6-32 X 1/4 LG	4	ATT PT
- 3	5261451	. FUSE, CARTRIDGE-50 AMP 250V	2	
- 4	5703220	. CONTACT	4	
- 5	5703213	. STUD-FUSE BLOCK MTG	4	ATT PT
- 6	6935	. WASHER, LOCK-SPLIT 1/4 X 0.493 OD	4	ATT PT
- 7	36109	. NUT, PLAIN, HEX- 1/4-20 X 7/16 FL W	4	ATT PT
- 8	5703214	. PLATE, LOCKING-FUSE	4	
- 9	5703212	. BLOCK-FUSE MTG	1	
- 10	332620	. SCREW, MACH-BIND HD 10-32 X 1/2 LG	4	ATT PT
- 11	56079	. WASHER, LOCK-EXT 1 .195 ID .410 OD	4	ATT PT
- 12	5703264	. SHIELD, SAFETY	1	
- 13	210984	. SCREW, RD HD MACH-6-32 X .250 LG	1	ATT PT
- 14	5261460	. TERMINAL BOARD-3 POS	1	
- 15	5703257	. STUD-SHIELD MTG	3	ATT PT
- 16	5703258	. STUD-TAPPED	1	ATT PT
- 17	5703260	. MARKER STRIP-3 POS	1	
- 18	368353	. RECEPTACLE	5	
- 19	338238	. SCREW, MACH-BD HD 4-40 NC X .3125 LG	20	ATT PT
- 20	5240462	. RESISTOR, FXD, WW-150 OHMS P/M 5% 50W	2	
- 21	438548	. SCREW, MACH-BIND HD 4-40 X 3/16 LG	4	ATT PT
- 22	5703207	. CLIP, COMPONENT	2	
- 23	48594	. SCREW, MACH-BIND HD 6-32 X 0.250 LG	4	ATT PT
- 24	5213874	. CAPACITOR, FXD, PAPER DIELECTRIC, 0.1UF	2	
- 25	5261458	. TERMINAL-INSULATED FEED THRU	4	
- 26	5261439	. RESISTOR, FIXED-WW 30 OHMS P/M 5% 35W	2	
- 27	331982	. SCREW, MACH RD HD 8-32 X 1-1/4 LG	2	ATT PT
- 28	22478	. WASHER, FL- 0.170 ID 0.375 OD 0.32 THK	2	ATT PT
- 29	1090873	. WASHER, LOCK, SPLIT RING- .168 ID, .296 OD	2	ATT PT
- 30	257189	. NUT, HEX- 8-32	2	ATT PT
- 31	510468	. WASHER, CUPPED- 1/5 IN X .029 DIA	4	
- 32	321603	. WASHER, INSULATING 5/8 OD X 0.031 THK	4	
- 33	5703265	. BRACKET-RESISTOR MTG	2	
- 34	251970	. SCREW-MACH BD. HD. 4-40 X 1/4 LG	4	ATT PT
- 35	56722	. WASHER, LOCK-EXT TEETH NO. 6	4	ATT PT
- 36	334921	. TERMINAL-RING, 18-22 AWG, #6 HOLE, INS	2	
- 37	477974	. CAPACITOR, FXD, FILM- 0.47MFD P/M 10% 400V	2	
- 38	5261459	. TERMINAL, STANDOFF	2	
- 39	28413	. SCREW, MACH-BIND HD 10-32 X 5/16 LG	6	
- 40	2572728	. BUS BAR-3 POS	2	
- 41	80651	. SCREW, THD CUTTING-PAN HD 6-32 X 0.375 LG	8	ATT PT
- 42	473531	. INSULATOR	4	
- 43	5261445	. COIL, RF	2	
- 44	3960	. NUT, PLAIN, HEX- 1/4-20 X 7/16 FL W	4	ATT PT
- 45	76574	. LOCKWASHER-EXT TOOTH ID .267 X OD .510	4	ATT PT
- 46	5703259	. BUS BAR-CAPACITOR	4	
- 47	161351	. WASHER, PLAIN FLAT	2	
- 48	2572729	. PLATE, CAPACITOR MTG	1	
- 49	332620	. SCREW, MACH-BIND HD 10-32 X 1/2 LG	2	ATT PT
- 49A	2572789	. SCREW-MACHINE FILLESTER HEAD 6-32 X 6.50	2	ATT PT
- 49B	257986	. WASHER, FLAT NO. 6	2	ATT PT
- 49C	6364	. WASHER, LOCK-SPLIT NO. 6 X 1/4 OD	2	ATT PT
- 49D	257187	. NUT, PLAIN, HEX- 6-32 X 3/8 FL W	2	ATT PT
- 50	5261388	. CAPACITOR, COMMUTATING-2 UF 400VDC	3	
- 51	5703211	. STAND-OFF	2	
- 52	332620	. SCREW, MACH-BIND HD 10-32 X 1/2 LG	2	ATT PT
- 53	730432	. GROMMET, CATERPILLAR	AR	
- 54	2572724	. CHASSIS, INVERTER SECTION	1	
- 55	32042	. SCREW, MACH BIND. HD 10-32 X 3/8 LG.	4	ATT PT
- 56	55918	. SCREW, MACH-BIND HD 10-32 X 5/8 LG	2	ATT PT

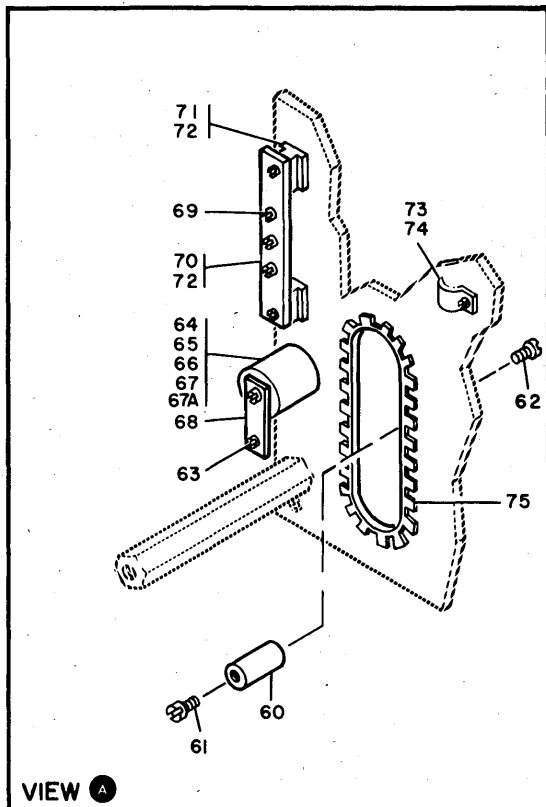
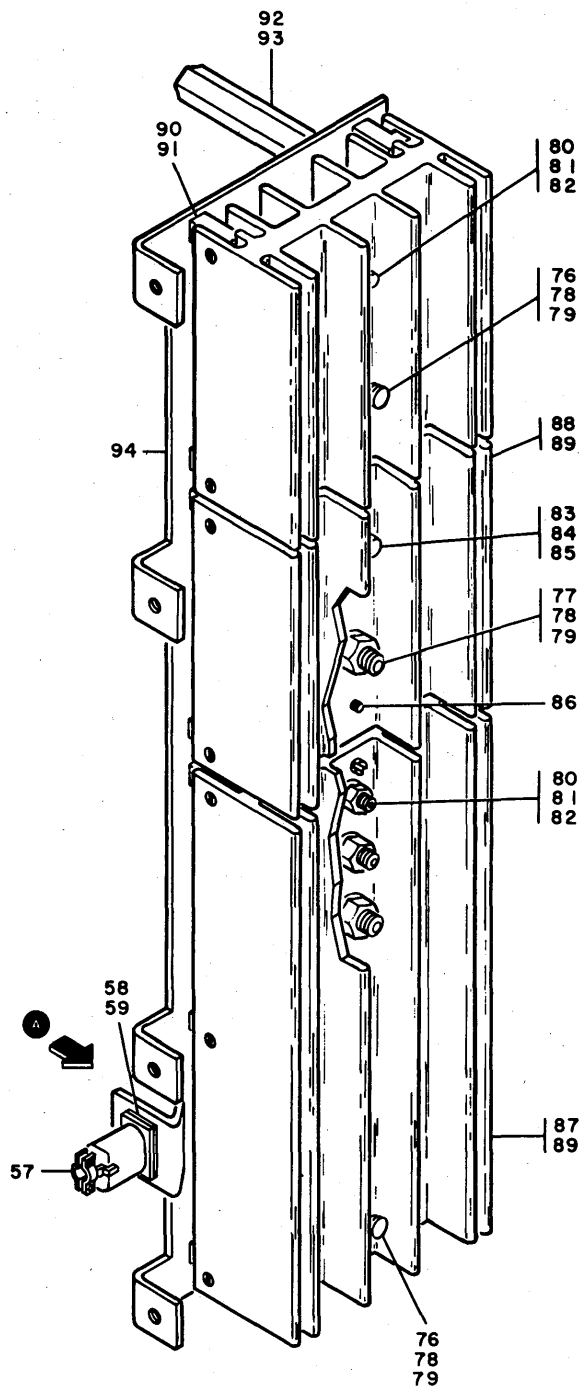
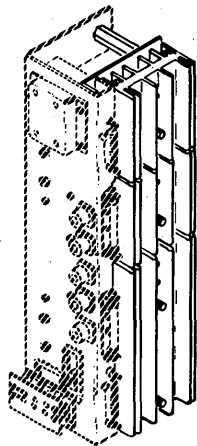


FIGURE 28. 75 AMP INVERTER SECTION ASSEMBLY. (SHEET 2 OF 2, INDEX NOS. 57-94)

LIST 28. 75 AMP INVERTER SECTION ASSEMBLY

FIGURE-INDEX NUMBER	PART NUMBER	DESCRIPTION				UNITS PER ASM.	USABLE ON CODE
		1	2	3	4		
28 - 57	450957	• CONNECTOR, PLUG, ELECTRICAL, FEMALE				1	
- 58	317286	• CONNECTOR, RECP, ELEC- 8 MALE CONTACTS				1	
- 59	38348	• SCREW, MACH-FIL HD 6-32 X 0.188 LG				2	
- 60	5703206	• STANDOFF				6	
- 61	38235	• SCREW, MACH-BIND HD 6-32 X 0.312 LG				6	
- 62	322550	• SCREW, MACH, BIND HD- 6-32 X .5 LG				6	
- 63	28413	• SCREW, MACH-BIND HD 10-32 X 5/16 LG				1	
- 64	5712043	• STUD, EXTENSTION				2	
- 65	486036	• SCREW				2	
- 66	76574	• LOCKWASHER-EXT TOOTH ID .267 X OD .510				4	
- 67	90261	• SCREW, MACH-BIND HD 1/4-20 X 0.438 LG				2	
- 68	5703230	• TAB-BUS BAR				2	
- 69	28413	• SCREW, MACH-BIND HD 10-32 X 5/16 LG				6	
- 70	5261466	• BUS BAR				2	
- 71	473531	• INSULATOR				4	
- 72	80651	• SCREW, THD CUTTING-PAN HD 6-32 X 0.375 LG				8	
- 73	472707	• CLAMP				3	
- 74	91610	• SCREW, THD CTG-BIND HD 6-32 X 1/2 LG				3	
- 75	730432	• GROMMET, CATERPILLAR				AR	
- 76	5261454	• SEMICONDUCTOR DEVICE-CONTROLLED RECT				2	
- 77	5261457	• SEMICONDUCTOR DEVICE-CONTROLLED RECT				2	
- 78	18272	• NUT, PLAIN, HEX- 1/2-20 X 1 1/16 FL W				4	
- 79	130987	• WASHER, LOCK-SPLIT 0.509 ID X 0.879 OD				4	
- 80	5214094	• RECTIFIER, SILICON-12A, 1000V				2	
- 81	11598	• NUT, PLAIN-HEX 10-32 X 3/8 FL W				2	
- 82	9092	• WASHER-LOCK, SPLIT RING, .194 ID .337OD				2	
- 83	5213925	• RECTIFIER				2	
- 84	160017	• NUT, PLAIN, HEX- 1/4-28 X 7/16 FL W				2	
- 85	6935	• WASHER, LOCK-SPLIT 1/4 X 0.493 OD				2	
- 86	55918	• SCREW, MACH-BIND HD 10-32 X 5/8 LG				3	
- 87	2572727	• HEATSINK				1	
- 88	2572726	• HEATSINK				2	
- 89	255629	• SCREW, THD CTG-FL CSK HD NO. 6 X 1/2 LG				14	
- 90	5762034	• INSULATOR, HEATSINK				14	
- 91	91610	• SCREW, THD CTG-BIND HD 6-32 X 1/2 LG				14	
- 92	2572733	• SPACER				2	
- 93	55918	• SCREW, MACH-BIND HD 10-32 X 5/8 LG				2	
- 94	2572725	• PLATE, HEAT SINK MTG				1	

FOR PARTS
NOT SHOWN
SEE FIG. 25

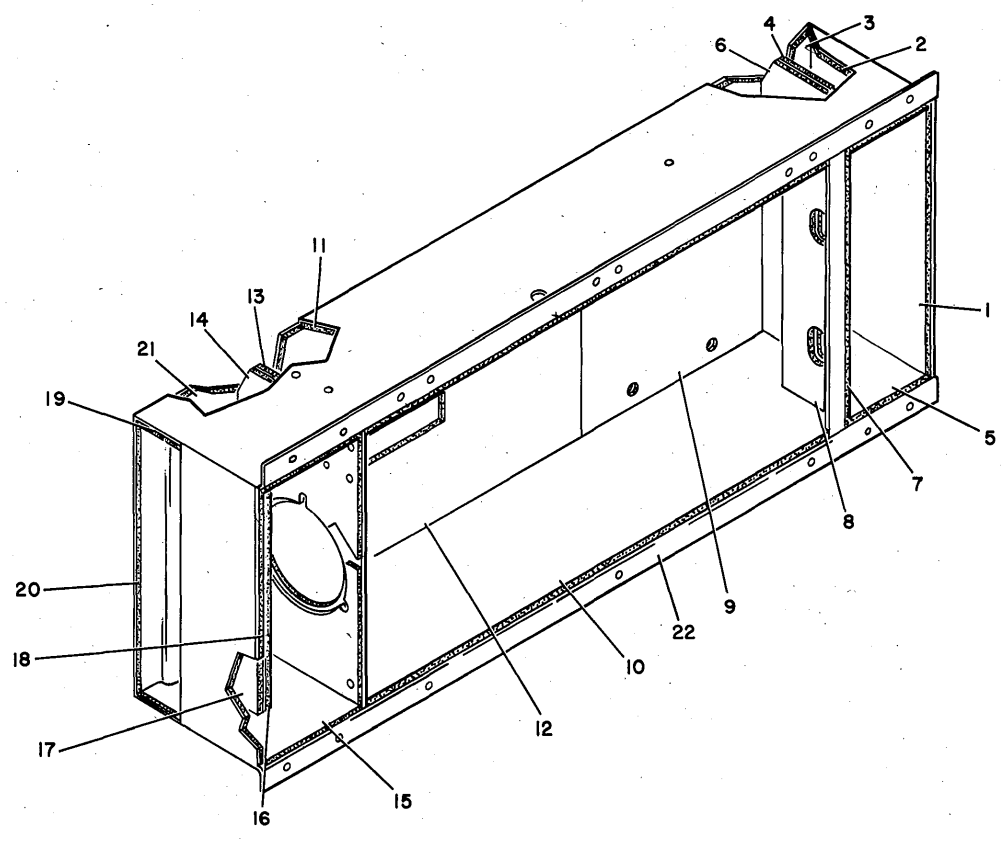


FIGURE 29. TUB AND LINER ASSEMBLY.

FOR PARTS
NOT SHOWN
SEE FIG. 22

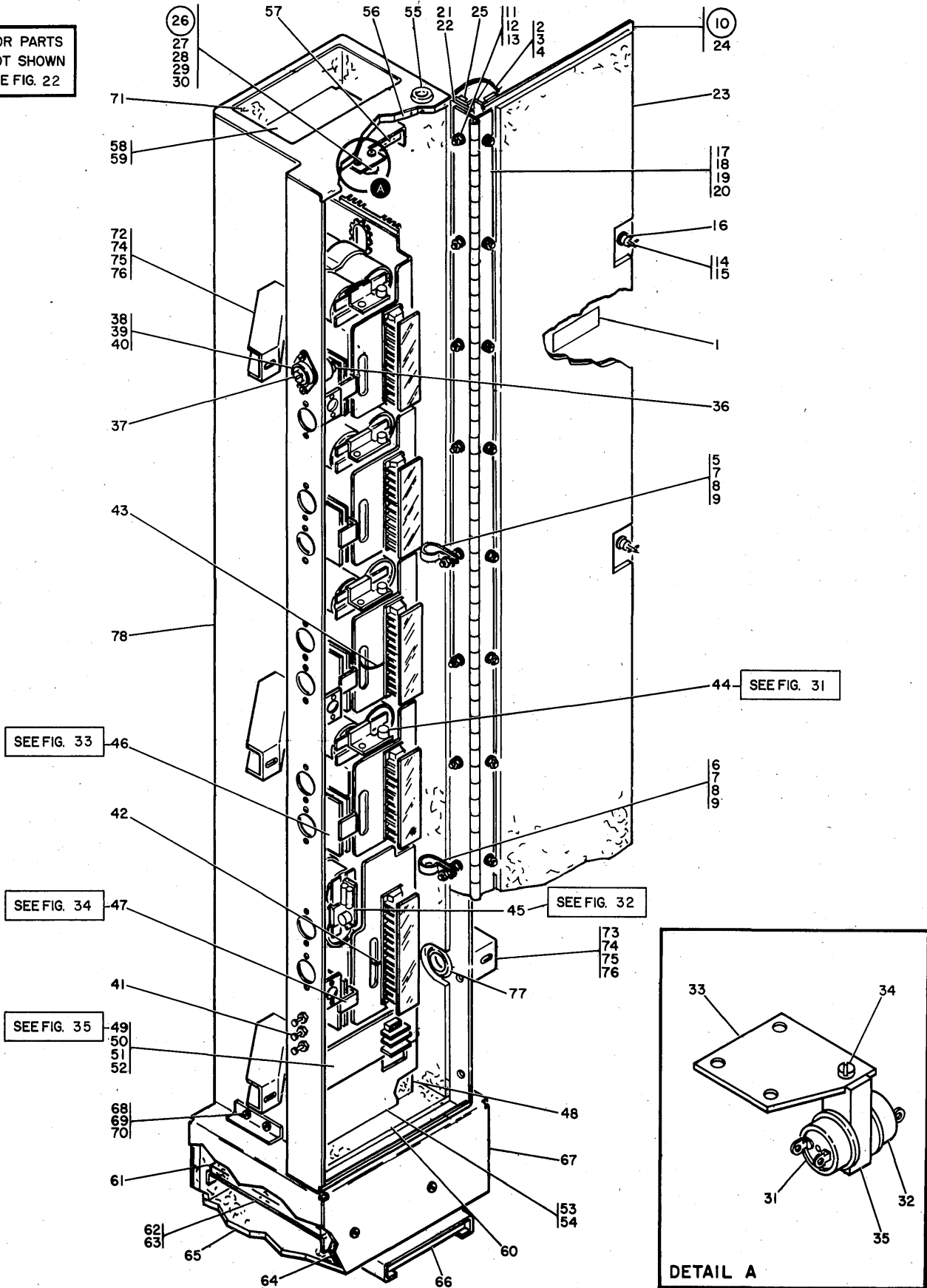


FIGURE 30. POWER TUB ASSEMBLY.

FOR PARTS
NOT SHOWN
SEE FIGS. 30 & 39

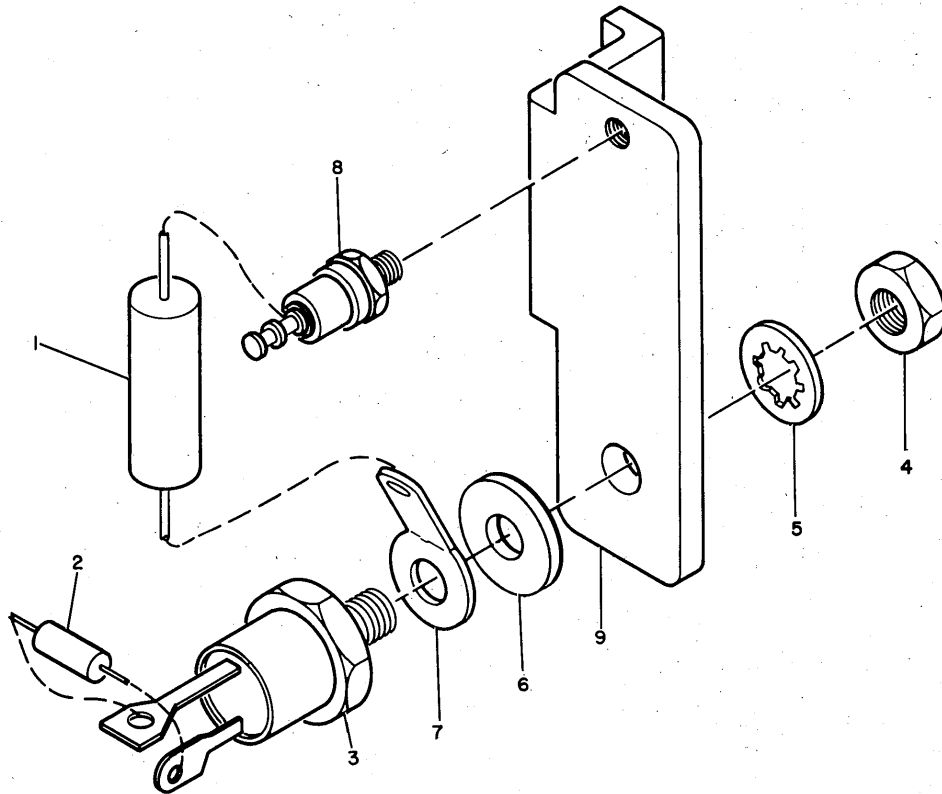


FIGURE 31. REMOTE O/V-O/C ASSEMBLY.

LIST 31. REMOTE O/V-O/C ASSEMBLY

FIGURE- INDEX NUMBER	PART NUMBER	DESCRIPTION				UNITS PER ASM.	USABLE ON CODE
		1	2	3	4		
31 -	5708902	REMOTE O/V - O/C TERMINAL BOARD FOR NEXT HIGHER ASM, SEE FIGURE 30-44 AND 39-27				REF	
- 1	207324	. RESISTOR,FXD,WW- 0.1 OHM P/M 5% 5W				1	
- 2	491228	. CAPACITOR,FXD,FILM- 0.01MF P/M 10% 100V				1	
- 3	595256	. SEMICONDUCTOR DEVICE,D10- 5V 2 AMP				1	
- 4	160017	. NUT,PLAIN,HEX- 1/4-28 X 7/16 FL W				1	
- 5	65756	. WASHER,LOCK-INT TEETH 0.267 ID X 0.4780D				1	ATT PT
- 6	3550	. WASHER,FL- 1/4 X 9/16 OD X 0.050 THK				1	ATT PT
- 7	322765	. TERMINAL,LUG				1	
- 8	5261459	. TERMINAL,STANDOFF				1	
- 9	5708926	. BRACKET				1	

FOR PARTS
NOT SHOWN
SEE FIGS.30&39

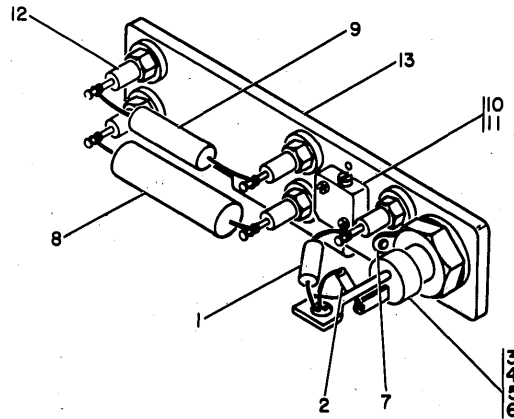


FIGURE 32. REMOTE O/V-O/C ASSEMBLY.

LIST 32. REMOTE O/V-O/C ASSEMBLY

FIGURE- INDEX NUMBER	PART NUMBER	DESCRIPTION				UNITS PER ASM.	USABLE ON CODE
		1	2	3	4		
32 -	5709004	REMOTE O/V-O/C ASSEMBLY FOR NEXT HIGHER ASM, SEE FIG. 30-45 AND 39-28				REF	
- 1	481467	• RESISTOR				1	
- 2	491228	• CAPACITOR, FXD, FILM- 0.01MF P/M 10% 100V				1	
- 3	595256	• SEMICONDUCTOR DEVICE, D10- 5V 2 AMP				1	
- 4	160017	• NUT, PLAIN, HEX- 1/4-28 X 7/16 FL W				1	ATT PT
- 5	65756	• WASHER, LOCK-INT TEETH 0.267 ID X 0.4780D				1	ATT PT
- 6	3550	• WASHER, FL- 1/4 X 9/16 OD X 0.050 THK				1	ATT PT
- 7	322765	• TERMINAL, LUG				1	
- 8	207324	• RESISTOR, FXD, WW- 0.1 OHM P/M 5% 5W				1	
- 9	479064	• RESISTOR, FXD, FLM, 90, 9 OHMS PORM 1%, 1/2W				1	
- 10	529214	• RESISTOR, VAR- 100 OHMS P/M 5% 1W				1	
- 11	438539	• SCREW, MACH-UNDRCT BIND HD 2-56 X 5/16 LG				2	ATT PT
- 12	5261459	• TERMINAL, STANDOFF				5	
- 13	5266286	• BRACKET				1	

FOR PARTS
NOT SHOWN
SEE FIG. 30&39

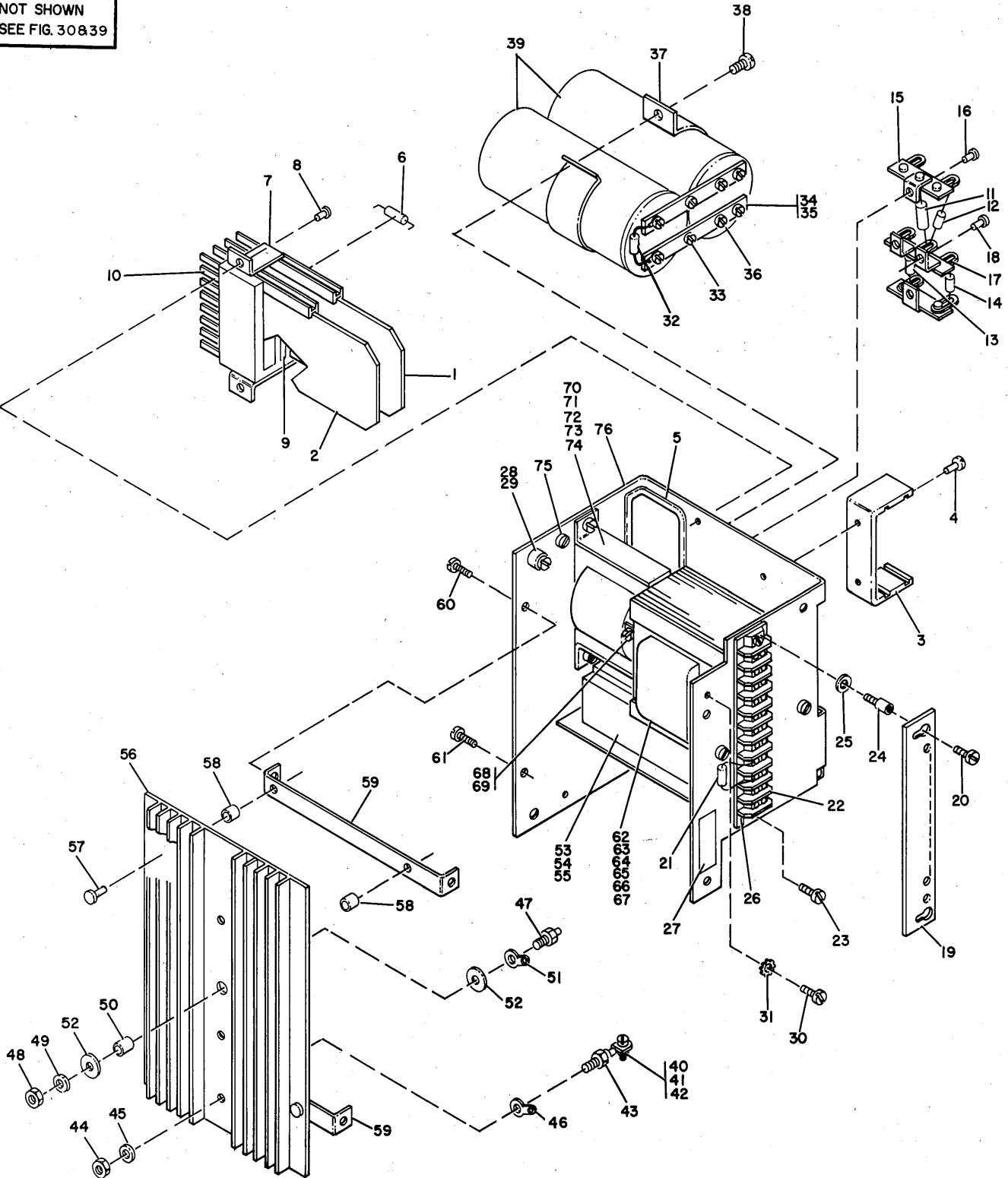


FIGURE 33. 3 VOLT AT 40 AMP MAGNETIC AMPLIFIER ASSEMBLY.

FOR PARTS
NOT SHOWN
SEE FIG. 30 & 39

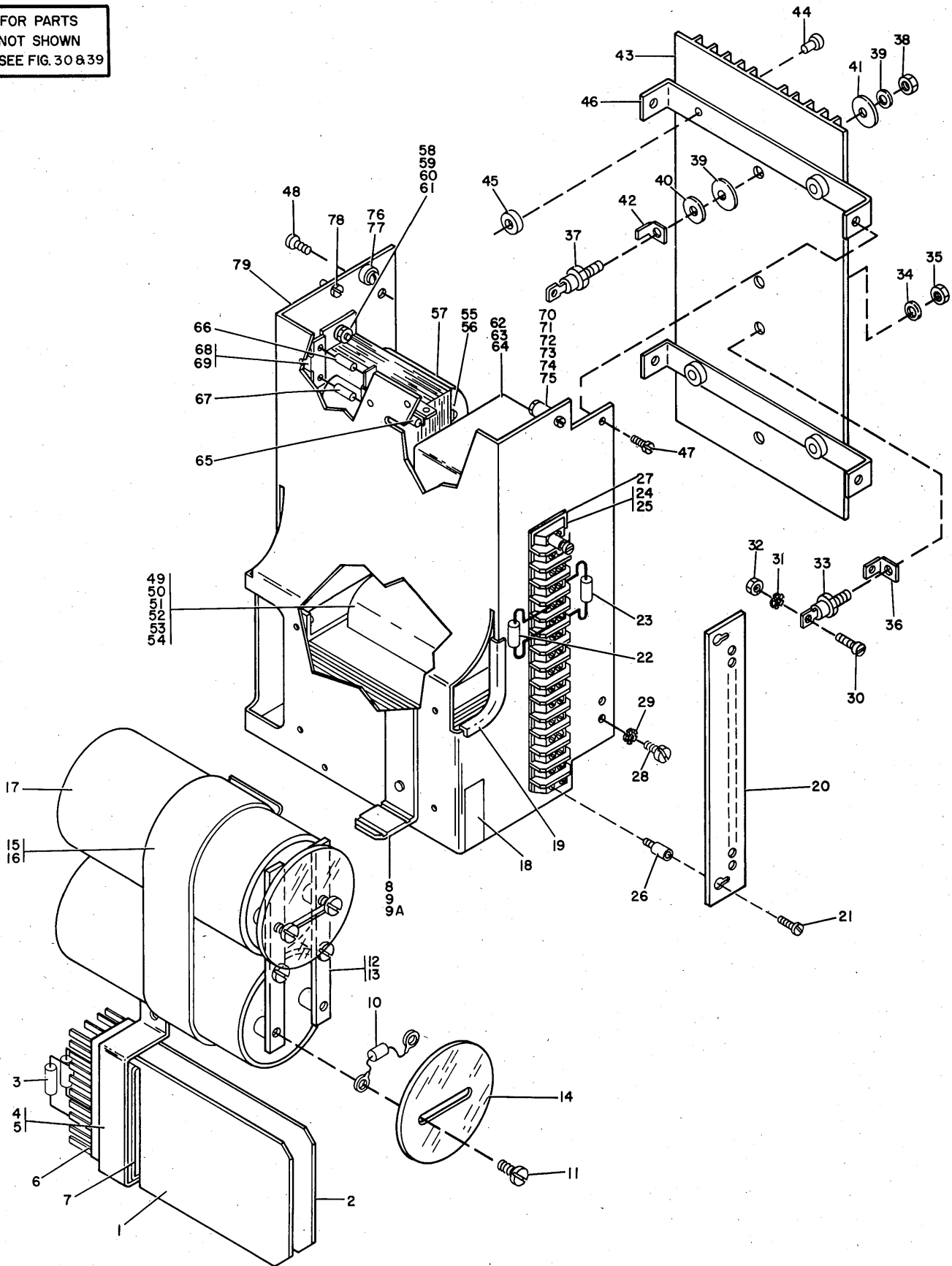


FIGURE 34. 6 VOLT DC AT 40 AMP MC POWER SUPPLY ASSEMBLY.

FOR PARTS
NOT SHOWN
SEE FIG 30

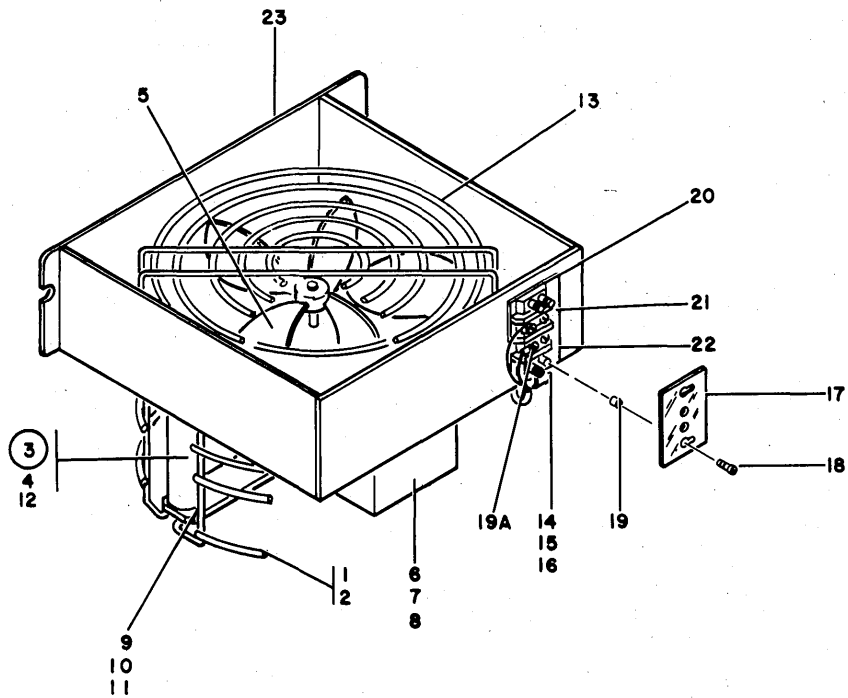
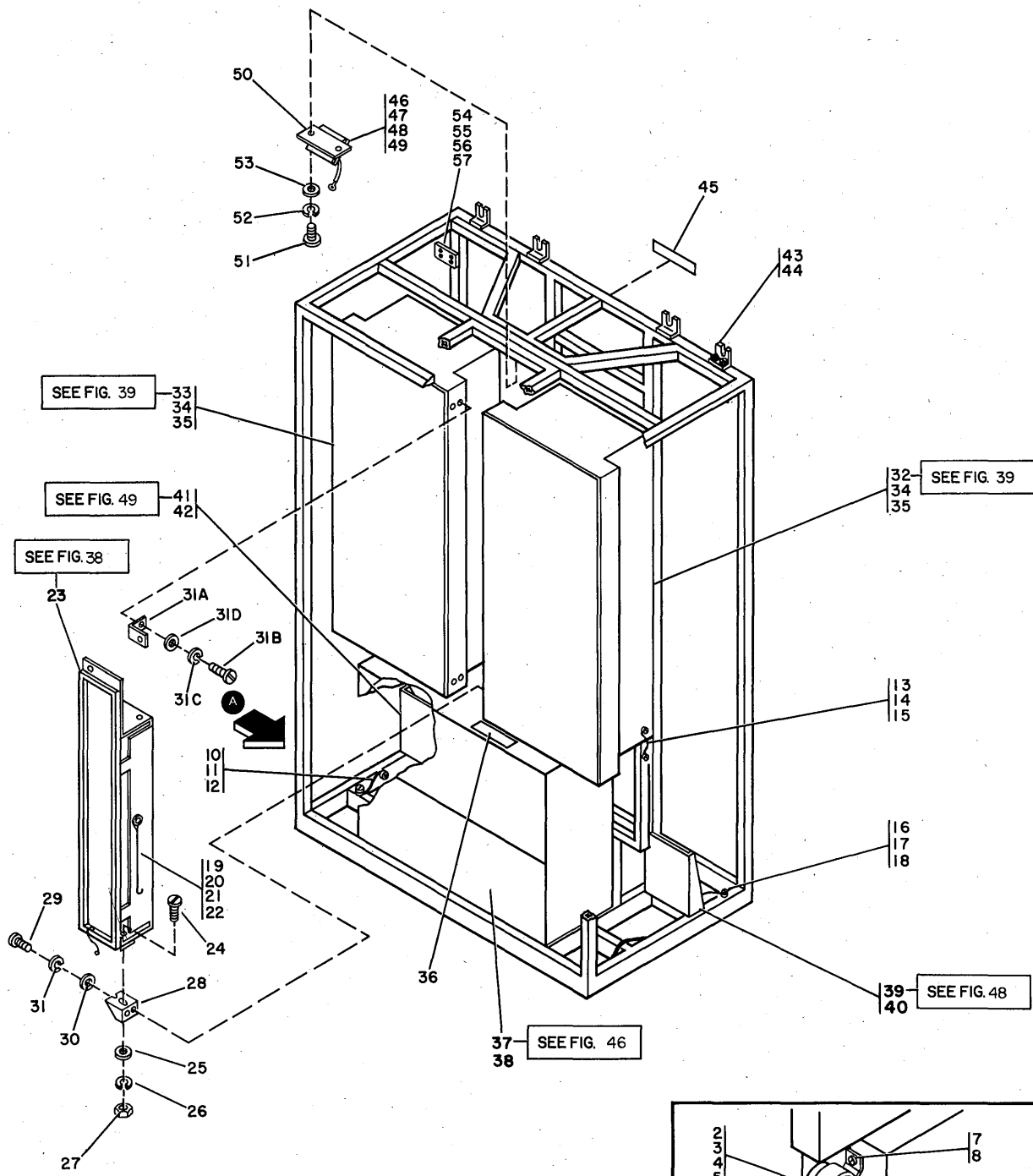


FIGURE 35. FAN ASSEMBLY.

LIST 35. FAN ASSEMBLY

FIGURE- INDEX NUMBER	PART NUMBER	DESCRIPTION					UNITS PER ASM.	USABLE ON CODE
			1	2	3	4		
35 -	5722008	FAN ASSEMBLY, P/S ENCLOSURE FOR NEXT HIGHER ASM, SEE FIGURE 30-49					REF	
- 1	5357060	. GUARD 5 IN FAN					1	
- 2	813706	. SCREW, SELF TAPPING- WASH HD 10-32 X 3/8			ATT PT		2	
- 3	5357050	. FAN ASM- 208/230V 60 HZ					1	
- 4	32042	. SCREW, MACH BIND. HD 10-32 X 3/8 LG.			ATT PT		2	
- 5	5357066	. . BLADE					1	
- 6	5357067	. . MOTOR 208V/230V 60CY 220V 50CY					1	
- 7	130434	. . SCREW-MACH, SLOTTED HEX HD NO.10-32 X.375			ATT PT		2	
- 8	56079	. . WASHER, LOCK-EXT T .195 ID .410 OD			ATT PT		2	
- 9	5357062	. . BRACKET					1	
- 10	130434	. . SCREW-MACH, SLOTTED HEX HD NO.10-32 X.375			ATT PT		2	
- 11	56079	. . WASHER, LOCK-EXT T .195 ID .410 OD			ATT PT		2	
- 12	5357061	. . ORIFICE					1	
- 13	5357059	. GUARD TOP					1	
- 14	2102364	. CLAMP, LOOP- 0.220 ID 0.170 DIA MTG HOLE					1	
- 15	38235	. SCREW, MACH-BIND HD 6-32 X 0.312 LG			ATT PT		1	
- 16	56722	. WASHER, LOCK-EXT TEETH NO. 6			ATT PT		1	
- 17	5319909	. COVER-TERM BLOCK 15A 2 POSITION					1	
- 18	322552	. SCREW, MACH-BIND HD 6-32 X 7/8 LG			ATT PT		2	
- 19	316187	. SPACER- 0.186 ID X 1/4 OD X 5/16 THK					2	
- 19A	334921	. TERMINAL-RING, 18-22 AWG, #6 HOLE, INS					2	
- 20	323836	. BLOCK-TERMINAL					1	
- 21	35739	. SCREW, MACH-BIND HD 6-32 X 15/16 LG			ATT PT		2	
- 22	5318920	. STRIP T B MARKER					1	
- 23	5722009	. HOUSING-FAN MTG					1	



SEE LIST 58
FOR CABLES

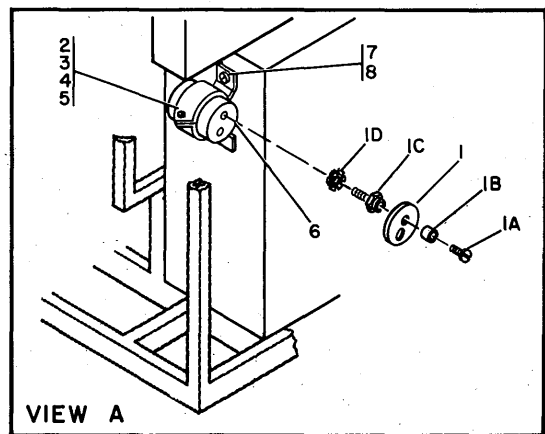


FIGURE 37. POWER FRAME ASSEMBLY-FRAME 01. (SHEET 1 OF 2. INDEX NOS. 1-57)

LIST 37. POWER FRAME ASSEMBLY-FRAME 01

FIGURE- INDEX NUMBER	PART NUMBER	DESCRIPTION	UNITS PER ASM.	USABLE ON CODE
37 -	5781303	FRAME ASM PWR WALL	REF	
- 1	631769	. SHIELD,CAPACITOR	1	
- 1A	5791040	. SCREW-BINDING WASHER	2	
- 1B	5791041	. SPACER	2	
- 1C	5726716	. STANDOFF,SHOULDER	2	
- 1D	56079	. WASHER,LOCK-EXT T .195 ID .410 OD	2	
- 2	332620	. SCREW,MACH-BIND HD 10-32 X 1/2 LG	1	
- 3	45690	. WASHER, FL - NO.10 X 7/16 OD X 1/32 THK	2	
- 4	56079	. WASHER,LOCK-EXT T .195 ID .410 OD	1	
- 5	11598	. NUT,PLAIN-HEX 10-32 X 3/8 FL W	1	
- 6	2181284	. CAPACITOR-ELECTROLYTIC DC CAN TYPE	1	
- 7	5729093	. CLAMP-CAPACITOR	1	
- 8	58207	. SCREW,MACH-UNDRCT BIND HD 8-32 X 1/4 LG	2	
- 10	5236967	. JUMPER ASM-GRN/YEL 6 IN. 10AWG 1 LUG EA FOR COMPONENT PARTS SEE FIG. 59-34A	1	
- 11	32042	. SCREW, MACH BIND. HD 10-32 X 3/8 LG.	1	
- 12	56079	. WASHER,LOCK-EXT T .195 ID .410 OD	1	
- 13	5236967	. JUMPER ASM-GRN/YEL 6 IN. 10AWG 1 LUG EA FOR COMPONENT PARTS SEE FIG. 59-34A	2	
- 14	32042	. SCREW, MACH BIND. HD 10-32 X 3/8 LG.	2	
- 15	56079	. WASHER,LOCK-EXT T .195 ID .410 OD	2	
- 16	5723632	. JUMPER ASM FOR COMPONENT PARTS SEE FIG. 59-36A	2	
- 17	34512	. SCREW,BIND.HD 8-32 X .375 LG	2	
- 18	55901	. WASHER,LOCK-EXT TEETH NO. 8 X 0.381 OD	4	
- 19	5723672	. ROPE SUPPORT ASM	1	
- 20	71776	. SCREW - FL HD - 1/4-20 X 7/8 LG.	2	
- 21	6935	. WASHER,LOCK-SPLIT 1/4 X 0.493 OD	2	
- 22	3960	. NUT,PLAIN,HEX- 1/4-20 X 7/16 FL W	2	
- 23	5781318	. RELAY GATE	1	
- 24	367	FOR DETAIL BREAKDOWN SEE FIGURE 38 . SCREW,MACH-FL CSK HD 10-32 X 5/8 LG	4	
- 25	45690	. WASHER, FL - NO.10 X 7/16 OD X 1/32 THK	4	
- 26	9092	. WASHER-LOCK,SPLIT RING, .194 ID .3370D	4	
- 27	11598	. NUT,PLAIN-HEX 10-32 X 3/8 FL W	4	
- 28	5722121	. BRACKET, MOUNTING, HINGE	2	
- 29	332620	. SCREW,MACH-BIND HD 10-32 X 1/2 LG	4	
- 30	45690	. WASHER, FL - NO.10 X 7/16 OD X 1/32 THK	4	
- 31	9092	. WASHER-LOCK,SPLIT RING, .194 ID .3370D	4	
- 31A	5722122	. BRACKET,MOUNTING,RECEPTACLE	1	
- 31B	332620	. SCREW,MACH-BIND HD 10-32 X 1/2 LG	2	
- 31C	9092	. WASHER-LOCK,SPLIT RING, .194 ID .3370D	2	
- 31D	45690	. WASHER, FL - NO.10 X 7/16 OD X 1/32 THK	2	
- 32	5781317	. POWER TUB ASSEMBLY RIGHT FOR DETAIL BREAKDOWN SEE FIGURE 39	1	
- 33	5781316	. POWER TUB ASSEMBLY LEFT FOR DETAIL BREAKDOWN SEE FIGURE 39	1	
- 34	5353301	. SCREW,THREAD FORMING- 1/4-20 X 5/8 LG	12	
- 35	120571	. WASHER,FL- 1/4 X 5/8 OD X 1/16 THK	12	
- 36	5781569	. PLATE-VOLTAGE	1	
- 37	5781319	. POWER BOX ASSEMBLY	1	
- 38	5353301	FOR DETAIL BREAKDOWN SEE FIGURE 46 . SCREW,THREAD FORMING- 1/4-20 X 5/8 LG	8	
- 39	5781453	. I/O PANEL ASSEMBLY-RIGHT	1	
- 40	25627	FOR DETAIL BREAKDOWN SEE FIGURE 48 . SCREW-BD. HD 8-32 X .500 LG	2	
- 41	5781452	. I/O PANEL ASSEMBLY-LEFT	1	
- 42	25627	FOR DETAIL BREAKDOWN SEE FIGURE 49 . SCREW-BD. HD 8-32 X .500 LG	2	
- 43	5372883	. BRACKET-TOP	4	
- 44	34512	. SCREW,BIND.HD 8-32 X .375 LG	8	
- 45	2569395	. LABEL-WARNING	2	
- 46	5722080	. MOTOR,NEGATOR	1	
- 47	32617	. SCREW,MACH-BIND HD 10-32 X 0.438 LG	2	
- 48	45690	. WASHER, FL - NO.10 X 7/16 OD X 1/32 THK	2	
- 49	9092	. WASHER-LOCK,SPLIT RING, .194 ID .3370D	2	
- 50	5722079	. BRACKET,NEGATOR	1	
- 51	25627	. SCREW-BD. HD 8-32 X .500 LG	2	
- 52	1090873	. WASHER,LOCK,SPLIT RING- .168 ID, .296 OD	2	
- 53	22478	. WASHER,FL- 0.170 ID C.375 OD 0.32 THK	2	
- 54	5726736	. BRACKET-MTG	8	
- 55	32042	. SCREW, MACH BIND. HD 10-32 X 3/8 LG.	16	
- 56	9092	. WASHER-LOCK,SPLIT RING, .194 ID .3370D	16	
- 57	45690	. WASHER, FL - NO.10 X 7/16 OD X 1/32 THK	16	

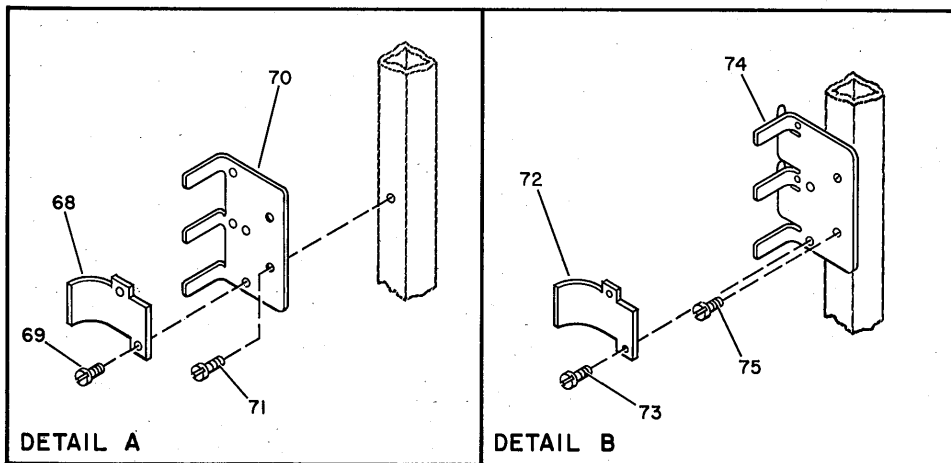
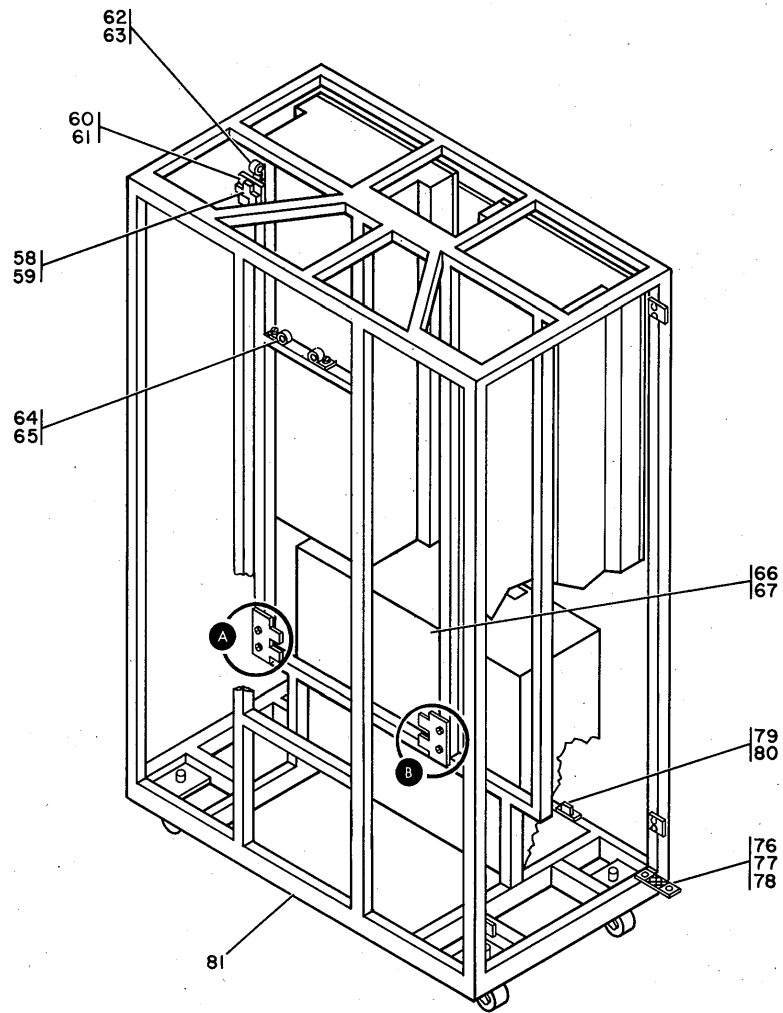
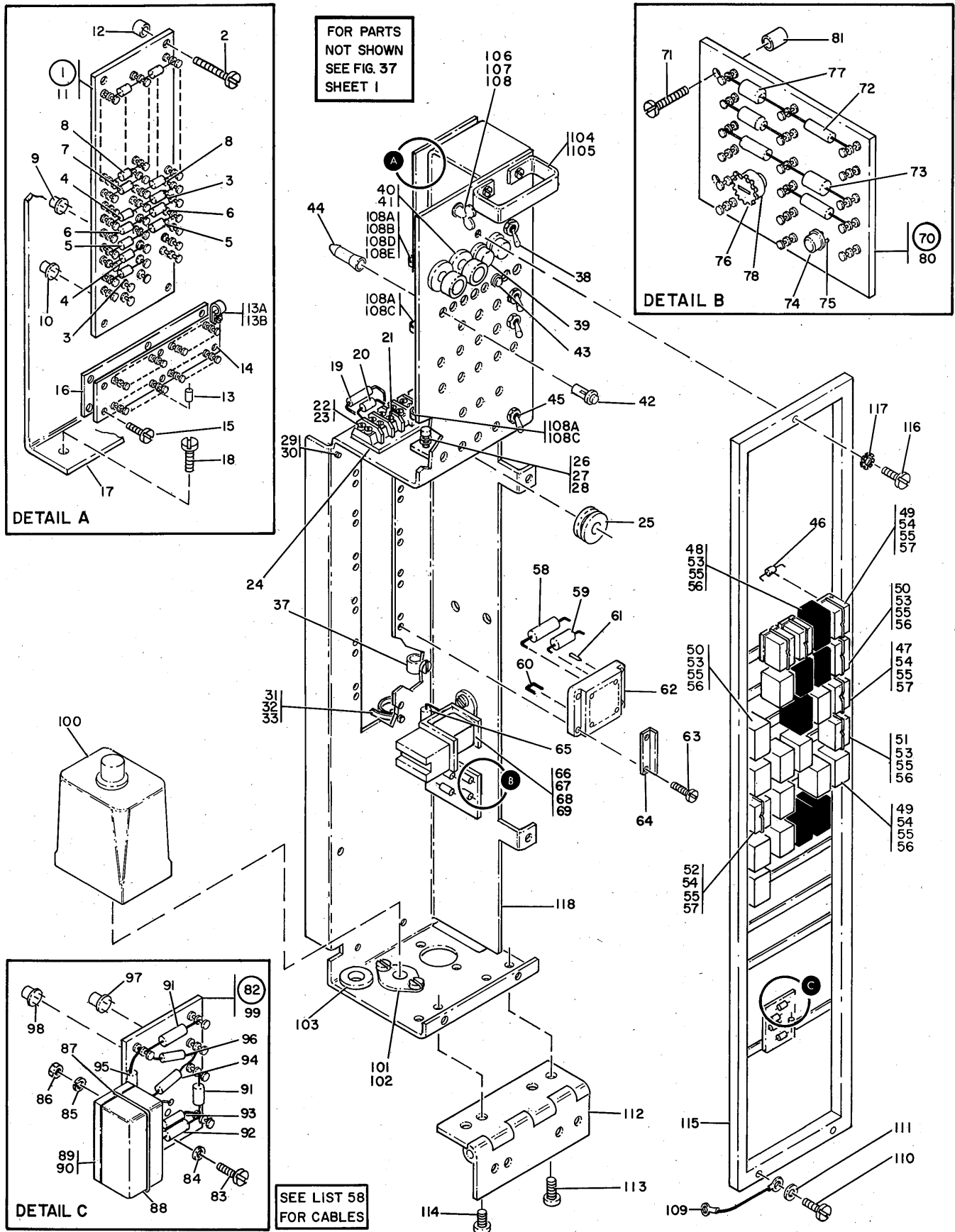
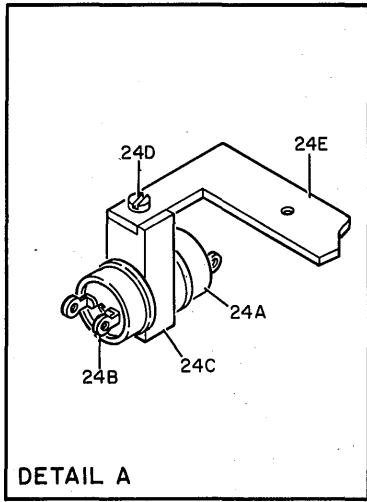


FIGURE 37. POWER FRAME ASSEMBLY-FRAME 01. (SHEET 2 OF 2. INDEX NOS. 58-81)

LIST 37. POWER FRAME ASSEMBLY-FRAME 01

FIGURE- INDEX NUMBER	PART NUMBER	DESCRIPTION	1 2 3 4				UNITS PER ASM.	USABLE ON CODE
37 - 58	5722125	. CLAMP-CABLE					4	
- 59	438588	. SCREW, MACH-UNDRCT BIND HD 8-32 X 1-1/4			ATT PT		8	
- 60	5723198	. BRACKET-CABLE					4	
- 61	4636	. SCREW, MACH-FL CSK HD 8-32 X 3/8 LG			ATT PT		8	
- 62	5270166	. CLAMP-ADJUSTABLE					4	
- 63	34512	. SCREW, BIND. HD 8-32 X .375 LG			ATT PT		4	
- 64	5270166	. CLAMP-ADJUSTABLE					1	
- 65	32042	. SCREW, MACH BIND. HD 10-32 X 3/8 LG.			ATT PT		1	
- 66	532393	. CLAMP-ADJUSTABLE CABLE					1	
- 67	32042	. SCREW, MACH BIND. HD 10-32 X 3/8 LG.			ATT PT		1	
- 68	5722125	. CLAMP-CABLE					60	
- 69	438588	. SCREW, MACH-UNDRCT BIND HD 8-32 X 1-1/4			ATT PT		120	
- 70	5722299	. PLATE					30	
- 71	4636	. SCREW, MACH-FL CSK HD 8-32 X 3/8 LG			ATT PT		60	
- 72	5722125	. CLAMP-CABLE					4	
- 73	438588	. SCREW, MACH-UNDRCT BIND HD 8-32 X 1-1/4			ATT PT		8	
- 74	5722132	. BRACKET-CABLE					2	
- 75	4636	. SCREW, MACH-FL CSK HD 8-32 X 3/8 LG			ATT PT		4	
- 76	5240500	. STRAP					2	
- 77	32042	. SCREW, MACH BIND. HD 10-32 X 3/8 LG.			ATT PT		2	
- 78	56079	. WASHER, LOCK-EXT T .195 ID .410 OD			ATT PT		4	
- 79	513669	. STRIKE-FRICTION LATCH					4	
- 80	10170	. SCREW, MACH-BIND HD 6-32 X 1/4 LG			ATT PT		8	
- 81	5722101	. FRAME, POWER WALL					1	





FOR PARTS
NOT SHOWN
SEE FIG. 37

SEE FIGS. 43 & 44

SEE FIG. 31

SEE FIGS. 40 & 41

SEE FIG. 45

SEE FIG. 42

SEE FIG. 32

SEE FIG. 39A

SEE FIG. 33

SEE FIG. 34

SEE FIG. 36

SEE LIST 58
FOR CABLES

VIEW B-USED ON LEFT TUB ONLY

FIGURE 39. RIGHT AND LEFT POWER TUB ASSEMBLY.

FOR PARTS
NOT SHOWN
SEE FIG. 39

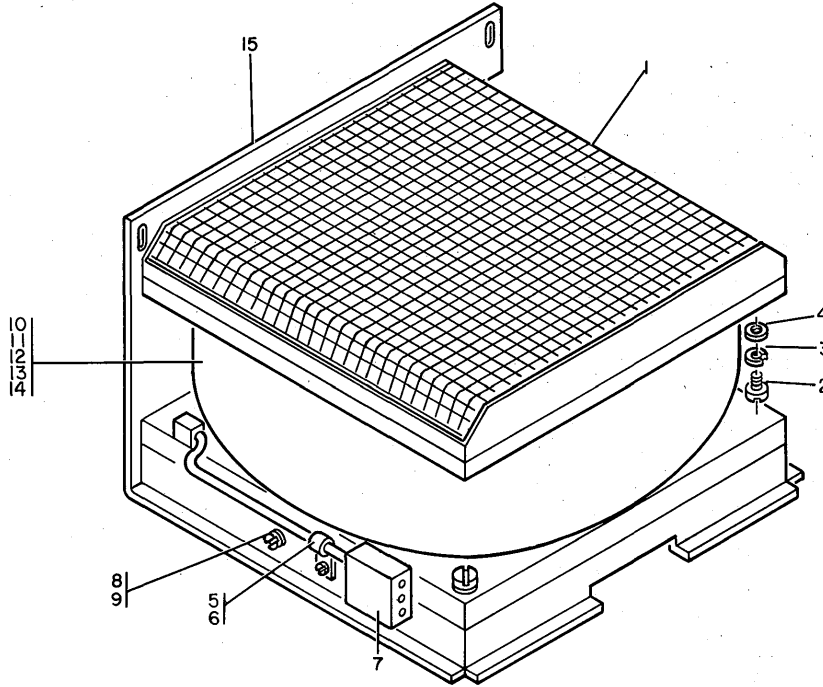


FIGURE 39A. FAN ASSEMBLY.

LIST 39A. FAN ASSEMBLY

FIGURE- INDEX NUMBER	PART NUMBER	DESCRIPTION	UNITS PER ASM.	USABLE ON CODE
39A-	5781518	FAN ASSEMBLY FOR NEXT HIGHER ASM, SEE FIG. 39-36	REF	
- 1	5781517	. GUARD	1	
- 2	55918	. SCREW, MACH-BIND HD 10-32 X 5/8 LG	ATT PT	2
- 3	9092	. WASHER-LOCK, SPLIT RING, .194 ID .337OD	ATT PT	2
- 4	45690	. WASHER, FL - NO.10 X 7/16 OD X 1/32 THK	ATT PT	2
- 5	356742	. CLAMP, LOOP- 0.250 ID 0.177 DIA MITG HOLE		1
- 6	221790	. SCREW, MACH-BIND HD 8-32 X 3/16 LG	ATT PT	1
- 7	5781519	. JUMPER ASM		1
- 8	221790	. SCREW, MACH-BIND HD 8-32 X 3/16 LG	ATT PT	1
- 9	55901	. WASHER, LOCK-EXT TEETH NO. 8 X 0.381 OD	ATT PT	1
- 10	5150035	. FAN		1
- 11	507796	. SCREW, MACH-BIND HD 10-32 X 1 LG	ATT PT	4
- 12	45690	. WASHER, FL - NO.10 X 7/16 OD X 1/32 THK	ATT PT	4
- 13	9092	. WASHER-LOCK, SPLIT RING, .194 ID .337OD	ATT PT	4
- 14	11598	. NUT, PLAIN-HEX 10-32 X 3/8 FL W	ATT PT	4
- 15	5781512	. SUPPORT		1

FOR PARTS
NOT SHOWN
SEE FIG. 39

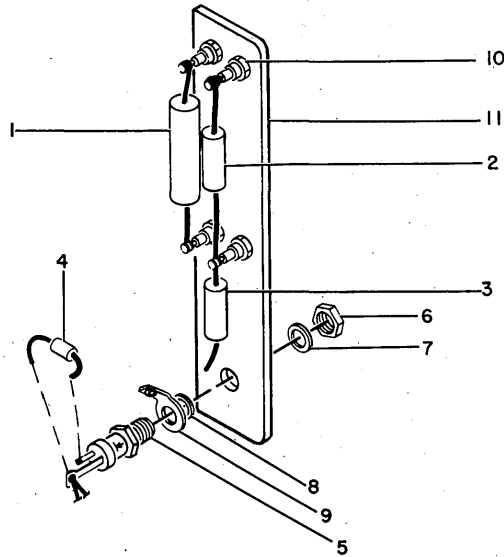


FIGURE 40. REMOTE O/V-O/C TERMINAL BOARD ASSEMBLY.

LIST 40. REMOTE O/V-O/C TERMINAL BOARD ASSEMBLY

FIGURE- INDEX NUMBER	PART NUMBER	DESCRIPTION				UNITS PER ASM.	USABLE ON CODE
		1	2	3	4		
40 -	5708903	REMOTE O/V - O/C TERMINAL BOARD FOR NEXT HIGHER ASM, SEE FIG. 39-25				REF	
- 1	207324	• RESISTOR,FXD,WW- 0.1 OHM P/M 5% 5W				1	
- 2	481484	• RESISTOR				1	
- 3	481921	• RESISTOR,PRECISION 115 OHMS				1	
- 4	491228	• CAPACITOR,FXD,FILM- 0.01MF P/M 10% 100V				1	
- 5	595256	• SEMICONDUCTOR DEVICE,D10- 5V 2 AMP				1	
- 6	160017	• NUT,PLAIN,HEX- 1/4-28 X 7/16 FL W				1	ATT PT
- 7	65756	• WASHER,LOCK-INT TEETH 0.267 ID X 0.4780D				1	ATT PT
- 8	3550	• WASHER,FL- 1/4 X 9/16 OD X 0.050 THK				1	ATT PT
- 9	322765	• TERMINAL,LUG				1	
- 10	5261459	• TERMINAL,STANDOFF				4	
- 11	5708927	• BRACKET,MOUNTING,REMOTE O/V-O/C				1	

FOR PARTS
NOT SHOWN
SEE FIG. 39

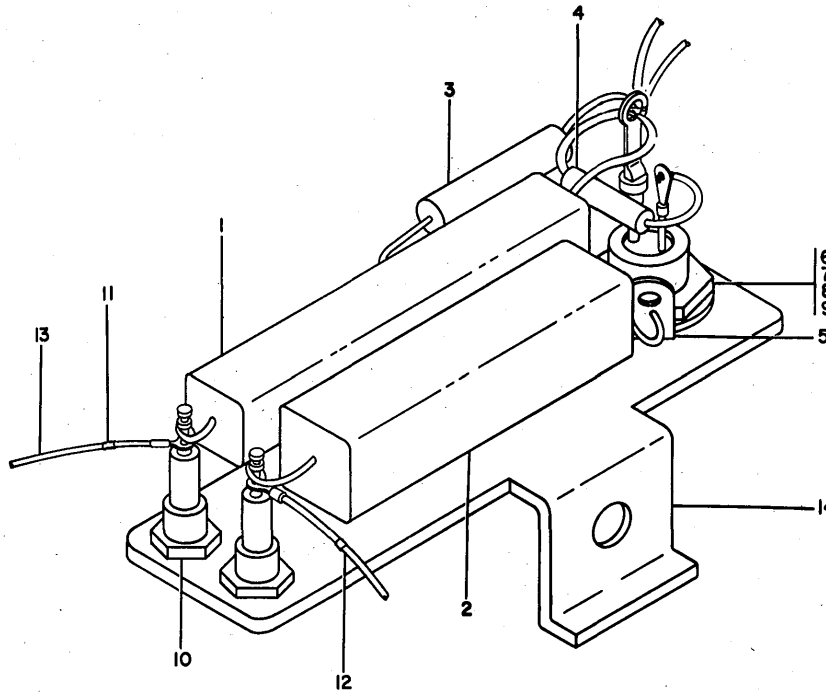


FIGURE 41. REMOTE O/V-O/C ASSEMBLY.

LIST 41. REMOTE O/V-O/C ASSEMBLY

FIGURE- INDEX NUMBER	PART NUMBER	DESCRIPTION				UNITS PER ASM.	USABLE ON CODE
		1	2	3	4		
41 -	5708908	REMOTE O/V-O/C ASSEMBLY				REF	
- 1	5213466	FOR NEXT HIGHER ASM, SEE FIG. 39-25				1	
- 2	472250	. RESISTOR, FXD, FILM- 1430 OHMS 1PCT 2W				1	
- 3	481914	. RESISTOR, FXD, FILM- 95.3 OHMS 1PCT 1/2W				1	
- 4	491228	. CAPACITOR, FXD, FILM- 0.01MF P/M 10% 100V				1	
- 5	322765	. TERMINAL, LUG				1	
- 6	595256	. SEMICONDUCTOR DEVICE, D10- 5V 2 AMP				1	
- 7	160017	. NUT, PLAIN, HEX- 1/4-28 X 7/16 FL W				1	ATT PT
- 8	65756	. WASHER, LOCK-INI TEETH 0.267 ID X 0.4780D				1	ATT PT
- 9	3550	. WASHER, FL- 1/4 X 9/16 OD X 0.050 THK				1	ATT PT
- 10	5261459	. TERMINAL, STANDOFF				3	
- 11	350564	. LABEL-SYMBOLS PLUS AND MINUS				3	
- 12	5709465	. LABEL-STRIP SELF ADHESIVE				3	
- 13	5759995	. JUMPER ASSEMBLY- 20 AWG 1 TERMINAL				3	
- 13	5760027	FOR COMPONENT PARTS SEE FIG. 59-43				1	
- 13	5760047	. JUMPER ASSEMBLY- 10 AWG 1 TERMINAL				1	
- 13	5760071	FOR COMPONENT PARTS SEE FIG. 59-34				1	
- 13	5760071	. JUMPER ASSEMBLY- 20 AWG 1 TERMINAL				1	
- 13	5760071	FOR COMPONENT PARTS SEE FIG. 59-36C				1	
- 14	5708928	. JUMPER ASSEMBLY				1	
- 14	5708928	FOR COMPONENT PARTS SEE FIG. 59-36C				1	
- 14	5708928	. BRACKET				1	

FOR PARTS
NOT SHOWN
SEE FIG. 39

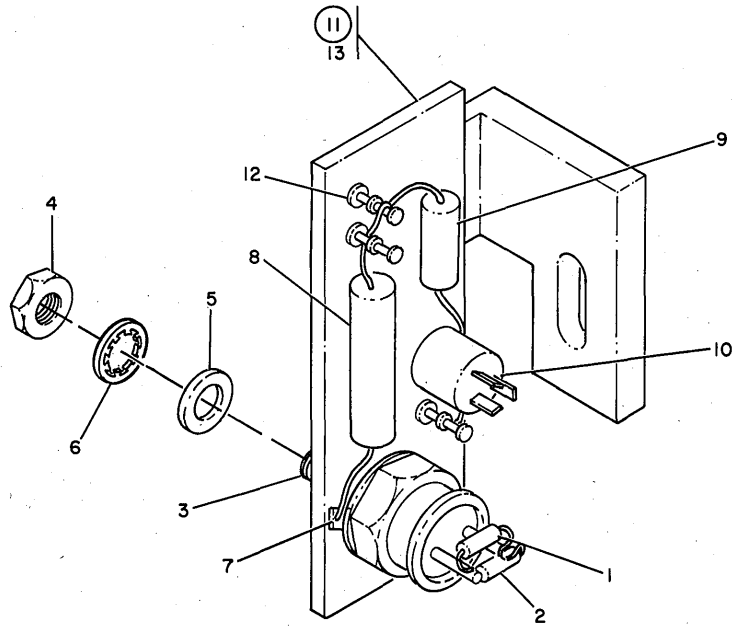


FIGURE 42. REMOTE O/V-O/C ASSEMBLY.

LIST 42. REMOTE O/V-O/C ASSEMBLY

FIGURE- INDEX NUMBER	PART NUMBER	DESCRIPTION				UNITS PER ASM.	USABLE ON CODE
		1	2	3	4		
42 -	5708932	REMOTE O/V-O/C ASSEMBLY				REF	
- 1	491228	FOR NEXT HIGHER ASM, SEE FIGURE 39-26				1	
- 2	213693	• CAPACITOR, FXD, FILM- 0.01MF P/M 10% 100V				1	
- 3	5214335	• RESISTOR, FXD, COMP- 1K P/M 5% 1/2W				1	
- 4	160017	• SEMICONDUCTOR, CONTROLLED RECTIFIER				1	
- 5	3550	• NUT, PLAIN, HEX- 1/4-28 X 7/16 FL W				1	ATT PT
- 6	65756	• WASHER, FL- 1/4 X 9/16 UD X 0.050 THK				1	ATT PT
- 7	322765	• WASHER, LOCK-INT TEETH 0.267 ID X 0.4780D				1	ATT PT
- 8	208226	• TERMINAL, LUG				1	
- 9	502475	• RESISTOR, FXD, HW 0.3 OHMS P/M 5% 1/2W				1	
- 10	207340	• RESISTOR				1	
- 11	2572853	• RESISTOR, VAR- 250 OHMS P/M 10% 1/2W				1	
- 12	337545	• BOARD ASM				1	
- 13	2572849	• LUG, TERMINAL				3	
		• COMPONENT BOARD				1	

FOR PARTS
NOT SHOWN
SEE FIG. 39

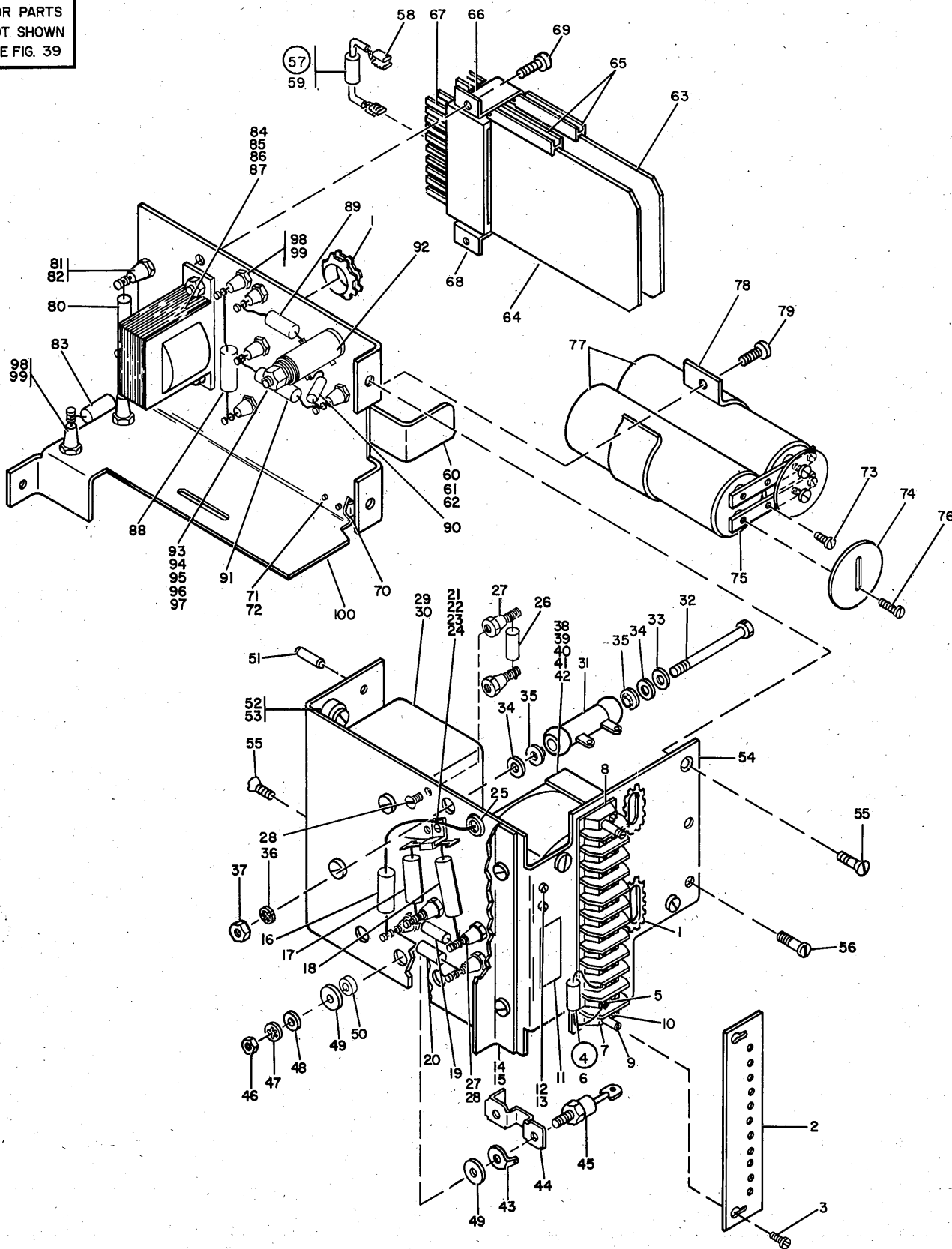


FIGURE 43. 48 VOLT AT 2 AMP MAGNETIC AMPLIFIER ASSEMBLY.

FOR PARTS
NOT SHOWN
SEE FIG. 39

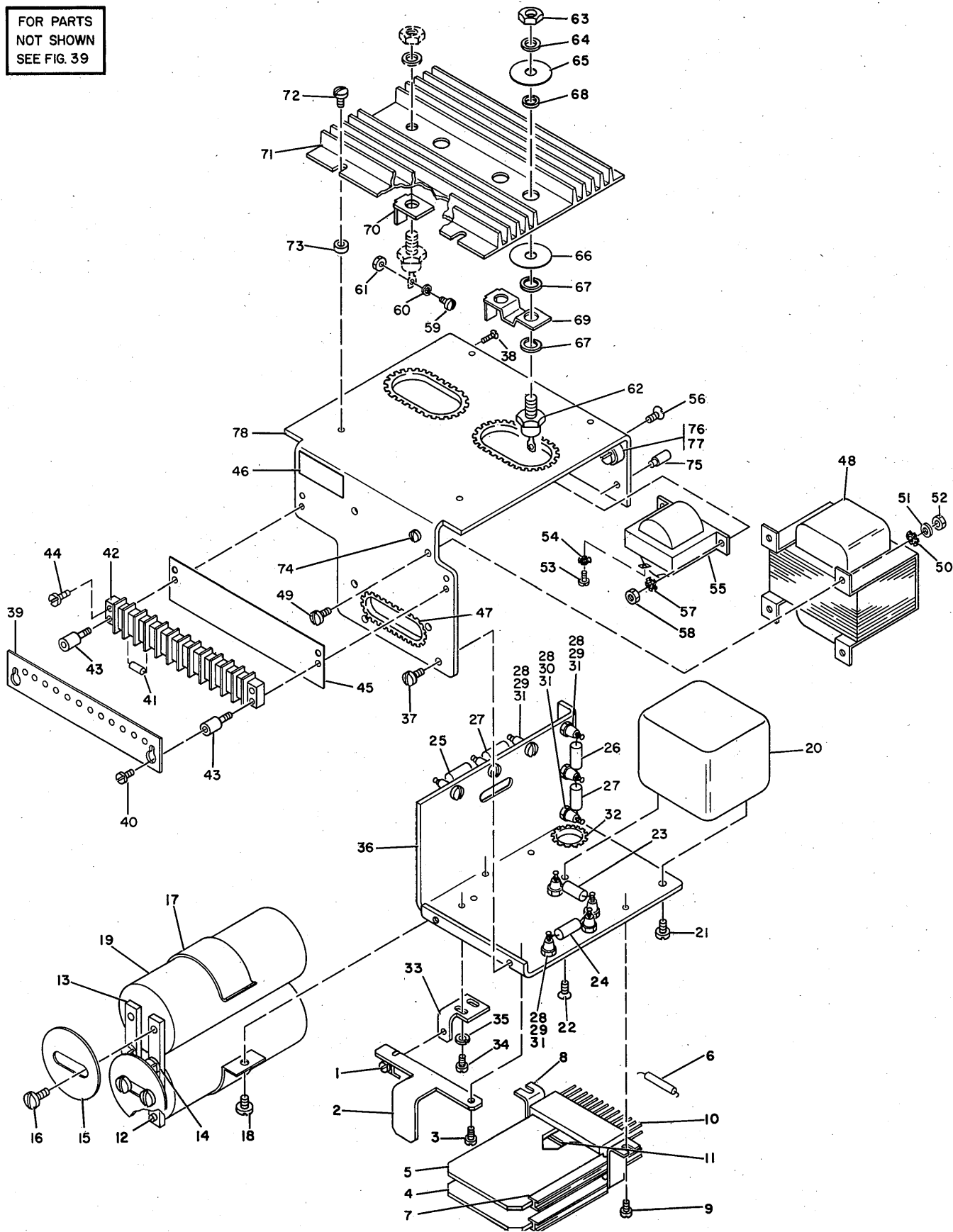


FIGURE 44. 6 VOLT AT 25 AMP MAGNETIC AMPLIFIER ASSEMBLY.

LIST 44. 6 VOLT AT 25 AMP MAGNETIC AMPLIFIER ASSEMBLY

FIGURE- INDEX NUMBER	PART NUMBER	DESCRIPTION	UNITS PER ASM.	USABLE ON CODE
44 -	5712030	6V AT 25 AMP MAGNETIC AMPLIFIER ASSEMBLY FOR NEXT HIGHER ASM, SEE FIGURE 39-29	REF	
- 1	5261354	. SCREW,MACH,CAPTIVE- 6-32 X 3/8 LG	1	
- 2	5261316	. BRACKET, CARD RETAINING	1	
- 3	479714	. SCREW,SHLDR-FLAT HD 4-40 X 19/64 LG	1	ATT PT
- 4	372966	. CARD	1	
- 5	374772	. CARD ASM	1	
- 6	5261789	. CAPACITOR ASSEMBLY,0.022UF,PORM 10 PCT	1	
- 7	216207	. GUIDE-SINGLE CARD SHORT	2	
- 8	473530	. BRACKET	1	
- 9	55726	. SCREW,MACH-BIND HD 6-32 X .188 LG	2	ATT PT
- 10	216076	. TERMINAL BLOCK AND CONTACT ASSEMBLY	2	
- 11	473547	. SPACER,1 X 2 3/8 IN .12 IN THICK	1	
- 12	32617	. SCREW,MACH-BIND HD 10-32 X 0.438 LG	2	
- 13	5261313	. BUS BAR	2	
- 14	32042	. SCREW, MACH BIND. HD 10-32 X 3/8 LG.	2	ATT PT
- 15	362206	. COVER, CAPACITOR	2	
- 16	236849	. SCREW,MACH-BIND HD 10-32 X 0.250 LG	4	ATT PT
- 17	5261239	. CLAMP	1	
- 18	5677	. SCREW,MACH-BIND HD 10-32 X 3/4 LG	1	ATT PT
- 19	5709382	. CAPACITOR,FXD,ELECTROLYTIC,0.047 UF	2	
- 20	5261418	. REACTOR,SATURABLE	1	
- 21	58207	. SCREW,MACH-UNDRCT BIND HD 8-32 X 1/4 LG	1	ATT PT
- 22	38451	. SCREW,MACH-FL CSK HD 8-32 X 1/4 LG	1	ATT PT
- 23	481443	. RESISTOR,FXD,FILM- 34.8 OHMS P/M 1% 500W	1	
- 24	492448	. RESISTOR,FXD,FILM- 130 OHMS P/M 5% 2W	1	
- 25	317077	. RESISTOR, FXD COMP, 10 OHMS P/M 5 PCT 2W	2	
- 26	2102155	. RESISTOR,AXIAL POWER,500 OHM 5% 5 WATT	1	
- 27	335017	. RESISTOR,FIXED COMP 240 OHMS PM 5% 1W	1	
- 28	533534	. TERMINAL	10	
- 29	10170	. SCREW,MACH-BIND HD 6-32 X 1/4 LG	8	ATT PT
- 30	38442	. SCREW,MACH-FL CSK HD 6-32 X 1/4 LG	2	ATT PT
- 31	62031	. WASHER,LOCK-INT TEETH NO. 6 X 0.295 OD	10	ATT PT
- 32	730432	. GROMMET,CATERPILLAR	AR	
- 33	5261317	. BRACKET	1	
- 34	10170	. SCREW,MACH-BIND HD 6-32 X 1/4 LG	2	ATT PT
- 35	56722	. WASHER,LOCK-EXT TEETH NO. 6	2	ATT PT
- 36	5261318	. PLATE	1	
- 37	186759	. SCREW,MACH-BIND HD 8-32 X 5/16 LG	2	ATT PT
- 38	38452	. SCREW,MACH-FL CSK HD 8-32 X 5/16 LG	1	ATT PT
- 39	352825	. COVER-TERMINAL 12 ON 40	1	
- 40	10170	. SCREW,MACH-BIND HD 6-32 X 1/4 LG	2	ATT PT
- 41	5708939	. CAPACITOR ASM- 0.100MFD P/M 10% 100VDC	1	
- 42	323839	. TERMINAL BOARD- 12 DBL SCREW TERMINALS	1	
- 43	210883	. STUD-SHIELD MTG,TAPPED,NO. 6-32	2	ATT PT
- 44	35739	. SCREW,MACH-BIND HD 6-32 X 15/16 LG	3	ATT PT
- 45	806569	. STRIP,MARKER	1	
- 46	5261412	. LABEL	1	
- 47	730432	. GROMMET,CATERPILLAR	AR	
- 48	5261423	. TRANSFORMER,POWER	1	
- 49	186758	. SCREW,MACH-BIND HD 8-32 X 0.438	3	ATT PT
- 50	55901	. WASHER,LOCK-EXT TEETH NO. 8 X 0.381 OD	3	ATT PT
- 51	22478	. WASHER,FL- 0.170 ID 0.375 OD 0.32 THK	3	ATT PT
- 52	257189	. NUT,HEX- 8-32	3	ATT PT
- 53	10170	. SCREW,MACH-BIND HD 6-32 X 1/4 LG	2	
- 54	56722	. WASHER,LOCK-EXT TEETH NO. 6	2	
- 55	5261419	. CHOKE,FILTER	1	
- 56	4636	. SCREW,MACH-FL CSK HD 8-32 X 3/8 LG	2	ATT PT
- 57	55901	. WASHER,LOCK-EXT TEETH NO. 8 X 0.381 OD	3	ATT PT
- 58	257189	. NUT,HEX- 8-32	2	ATT PT
- 59	38235	. SCREW,MACH-BIND HD 6-32 X 0.312 LG	1	
- 60	62031	. WASHER,LOCK-INT TEETH NO. 6 X 0.295 OD	1	
- 61	38051	. NUT,PLAIN,HEX- 6-32 X 1/4 FL W STL	1	
- 62	5213402	. RECTIFIER,SILICON	4	
- 63	160017	. NUT,PLAIN,HEX- 1/4-28 X 7/16 FL W	4	ATT PT
- 64	3550	. WASHER,FL- 1/4 X 9/16 OD X 0.050 THK	4	ATT PT
- 65	529691	. WASHER-MICA	3	ATT PT
- 66	217017	. WASHER-INSULATING	3	ATT PT
- 67	65756	. WASHER,LOCK-INT TEETH 0.267 ID X 0.478OD	4	ATT PT
- 68	473592	. INSULATOR	3	
- 69	478043	. JUMPER - PLATE	1	
- 70	5762386	. TERMINAL	2	
- 71	5261320	. HEAT SINK	1	
- 72	34512	. SCREW,BIND.HD 8-32 X .375 LG	4	ATT PT
- 73	337549	. INSULATOR - HEAT SINK MOUNTING	4	
- 74	55726	. SCREW,MACH-BIND HD 6-32 X .188 LG	1	
- 75	5261379	. PIN,STRAIGHT DOWEL	2	
- 76	5261315	. ADAPTER-CAPTIVE SCREW	2	
- 77	5261314	. SCREW,CAPTIVE- 10-32 X 1/2 LG	2	ATT PT
- 78	5261236	. PLATE	1	

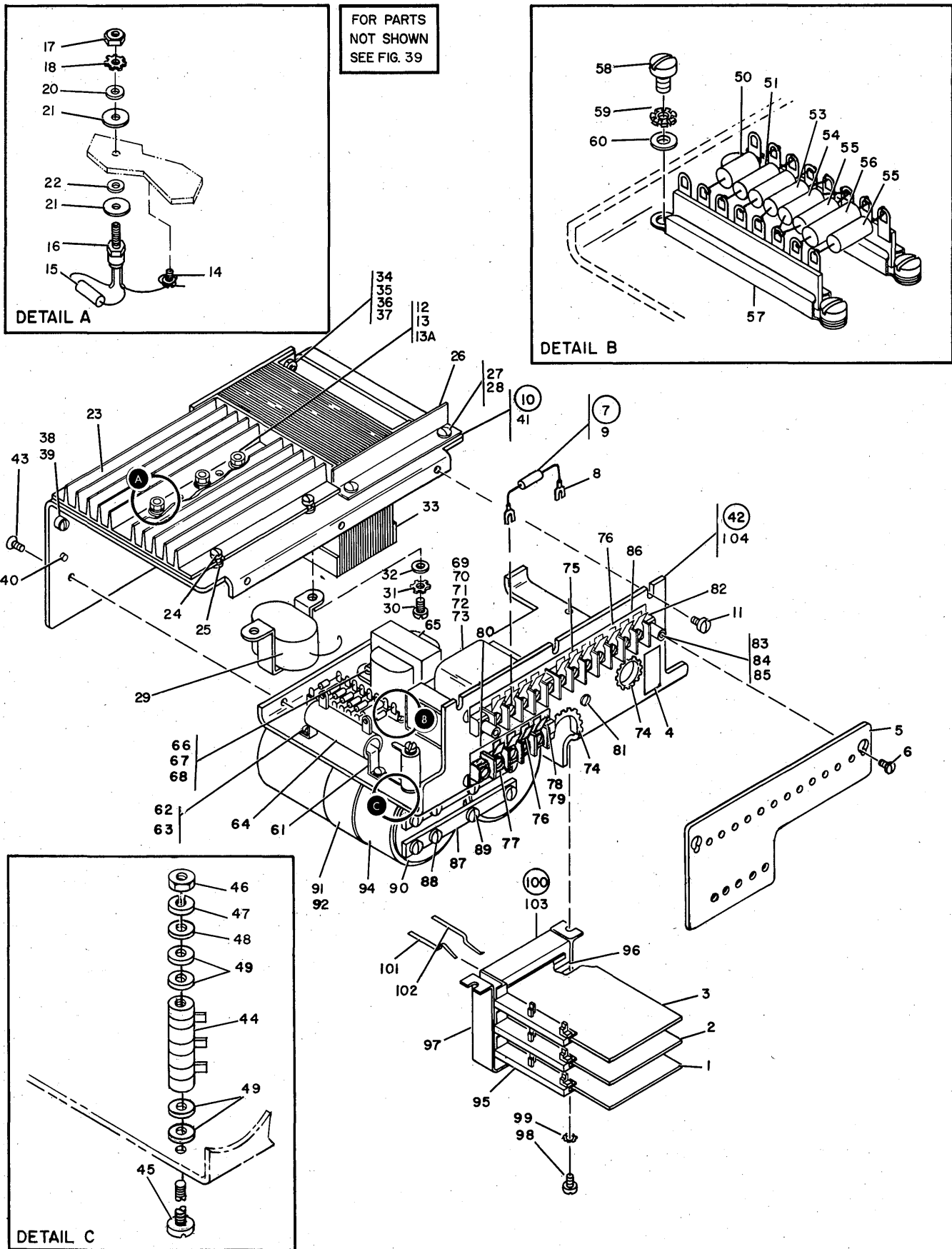
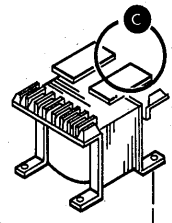
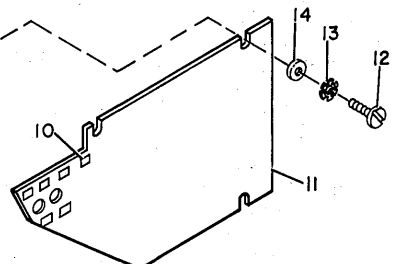
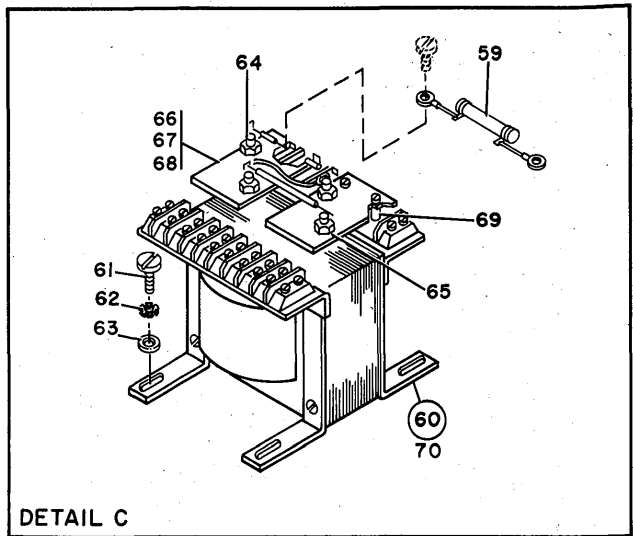
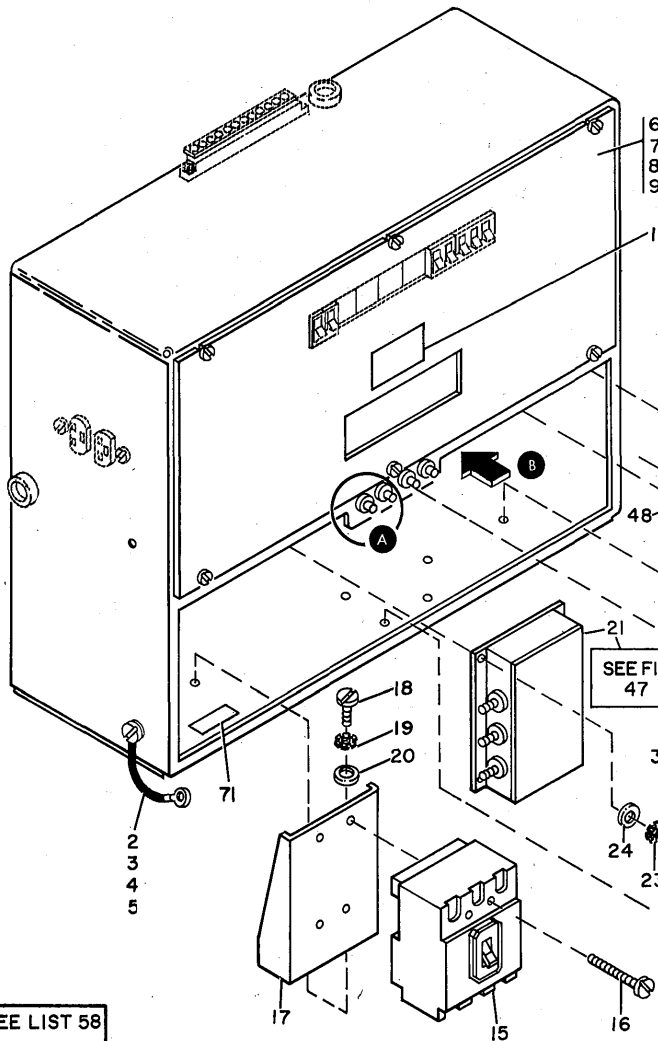


FIGURE 45. 18VDC AT 11 AMP POWER SUPPLY ASSEMBLY.

FOR PARTS
NOT SHOWN
SEE FIG. 37
SHEET 1



SEE LIST 58
FOR CABLES

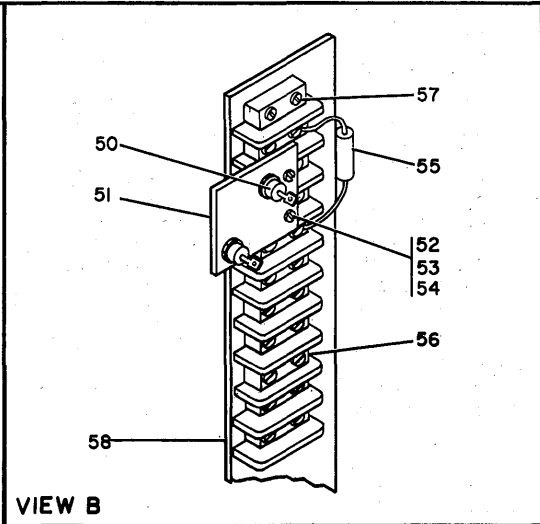
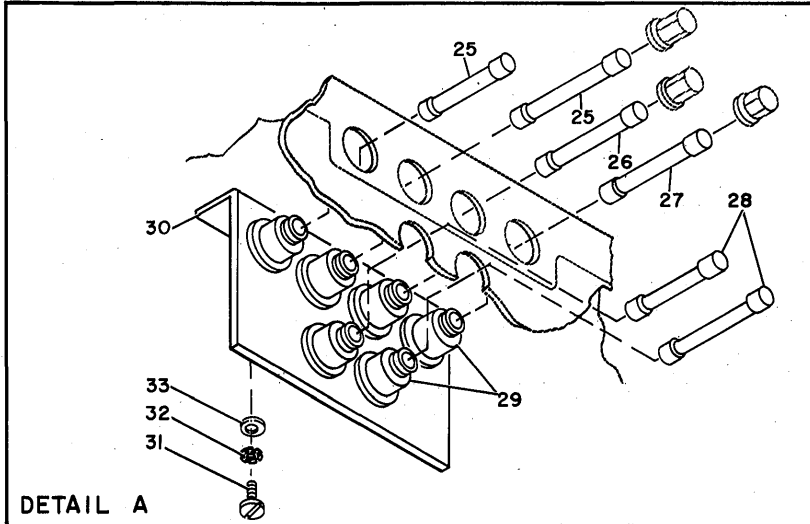
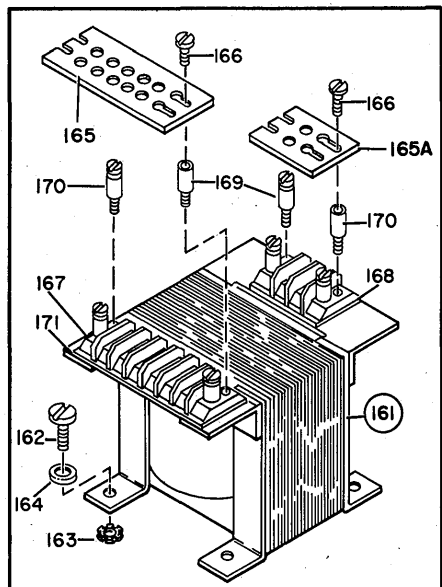
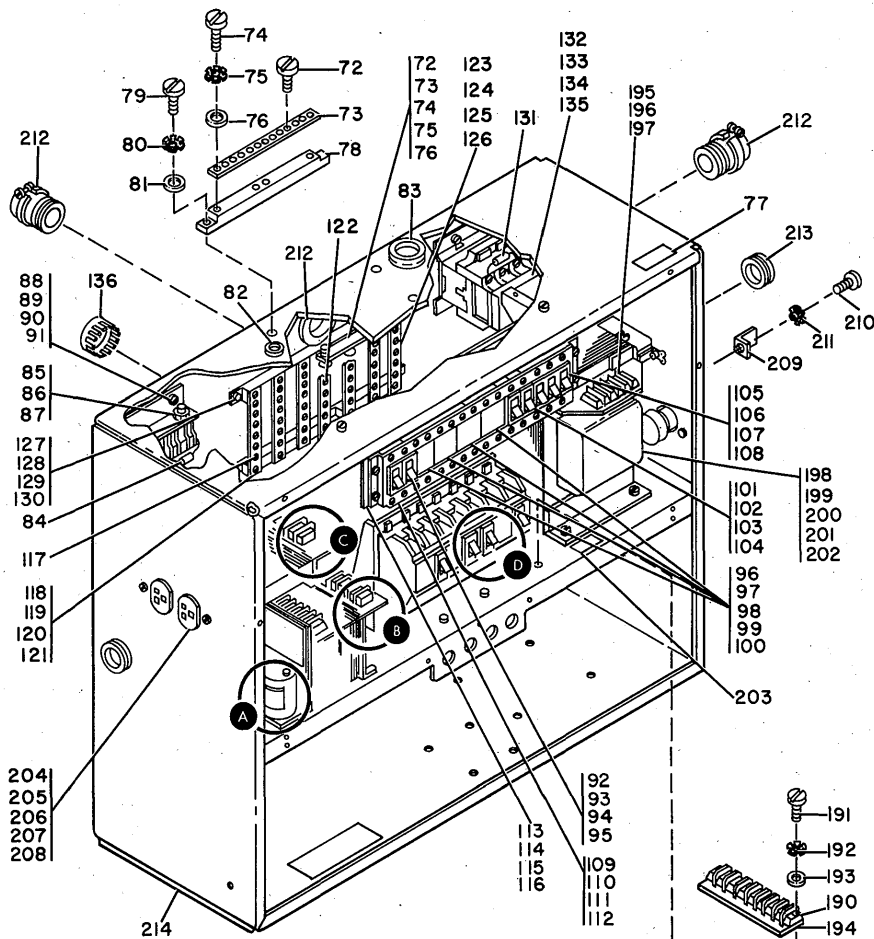


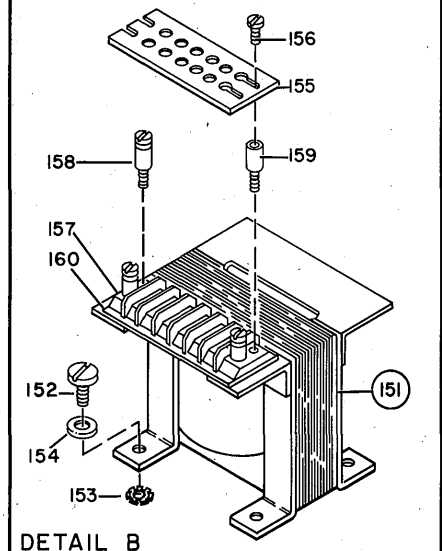
FIGURE 46. POWER BOX ASSEMBLY. (SHEET 1 OF 2, INDEX NOS. 1-71)

LIST 46. POWER BOX ASSEMBLY

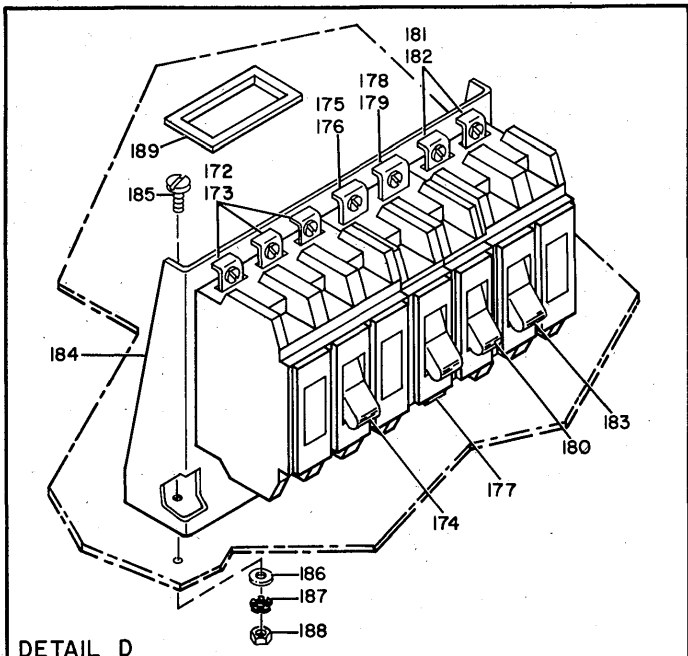
FIGURE- INDEX NUMBER	PART NUMBER	DESCRIPTION	UNITS PER ASM.	USABLE ON CODE
46 -	5781319	POWER BOX ASSEMBLY FOR NEXT HIGHER ASM, SEE FIGURE 37-37	REF	
- 1	369207	. LABEL, VOLTAGE	1	
- 2	5236967	. JUMPER ASM-GRN/YEL 6 IN. 10AWG 1 LUG EA FOR COMPONENT PARTS SEE FIG. 59-34A	2	
- 3	32042	. SCREW, MACH BIND. HD 10-32 X 3/8 LG.	ATT PT 4	
- 4	56079	. WASHER, LOCK-EXT T .195 ID .410 OD	ATT PT 4	
- 5	11598	. NUT, PLAIN-HEX 10-32 X 3/8 FL W	ATT PT 2	
- 6	5722159	. COVER, TOP, POWER BOX	1	
- 7	34512	. SCREW, BIND. HD 8-32 X .375 LG	ATT PT 8	
- 8	55901	. WASHER, LOCK-EXT TEETH NO. 8 X 0.381 OD	ATT PT 8	
- 9	22478	. WASHER, FL- 0.170 ID 0.375 OD 0.32 THK	ATT PT 8	
- 10	5236723	. STRIP, NUMBERING	6	
- 11	5781480	. COVER	1	
- 12	34512	. SCREW, BIND. HD 8-32 X .375 LG	ATT PT 7	
- 13	55901	. WASHER, LOCK-EXT TEETH NO. 8 X 0.381 OD	ATT PT 7	
- 14	22478	. WASHER, FL- 0.170 ID 0.375 OD 0.32 THK	ATT PT 7	
- 15	519043	. CIRCUIT BREAKER- 3P 240V AC 50 AMP	1	
- 16	322563	. SCREW	ATT PT 4	
- 17	5276291	. BRACKET, MOUNTING, CIRCUIT BREAKER	1	
- 18	32042	. SCREW, MACH BIND. HD 10-32 X 3/8 LG.	ATT PT 3	
- 19	56079	. WASHER, LOCK-EXT T .195 ID .410 OD	ATT PT 4	
- 20	45690	. WASHER, FL - NO.10 X 7/16 OD X 1/32 THK	ATT PT 3	
- 21	5276306	. LINE FILTER ASSEMBLY	1	
- 22	32042	FOR DETAIL BREAKDOWN SEE FIGURE 47. . SCREW, MACH BIND. HD 10-32 X 3/8 LG.	ATT PT 4	
- 23	56079	. WASHER, LOCK-EXT T .195 ID .410 OD	ATT PT 4	
- 24	45690	. WASHER, FL - NO.10 X 7/16 OD X 1/32 THK	ATT PT 4	
- 25	111264	. FUSE, CARTRIDGE-TIME DELAY 3/4 AMP 250V	2	
- 26	511063	. FUSE, CARTRIDGE 10 AMP	1	
- 27	123786	. FUSE, CARTRIDGE- 5 AMP 250V	1	
- 28	111256	. FUSE-1.5 AMP	2	
- 29	360882	. FUSEHOLDER- 15 AMP 250V AC	6	
- 30	5781481	. BRACKET-FUSE MTG	1	
- 31	10170	. SCREW, MACH-BIND HD 6-32 X 1/4 LG	ATT PT 2	
- 32	56722	. WASHER, LOCK-EXT TEETH NO. 6	ATT PT 2	
- 33	257986	. WASHER, FLAT NO. 6	ATT PT 2	
- 33A	599917	. DIODE AND LUG TERMINAL ASSEMBLY	1	
- 34	5270586	. RELAY-24 VDC COIL	1	
- 35	34512	. SCREW, BIND. HD 8-32 X .375 LG	ATT PT 3	
- 36	55901	. WASHER, LOCK-EXT TEETH NO. 8 X 0.381 OD	ATT PT 4	
- 37	22478	. WASHER, FL- 0.170 ID 0.375 OD 0.32 THK	ATT PT 3	
- 38	5351205	. CHUKE, FILTER	1	
- 39	34512	. SCREW, BIND. HD 8-32 X .375 LG	ATT PT 4	
- 40	55901	. WASHER, LOCK-EXT TEETH NO. 8 X 0.381 OD	ATT PT 5	
- 41	22478	. WASHER, FL- 0.170 ID 0.375 OD 0.32 THK	ATT PT 4	
- 42	5762073	. PLATE-SAFETY	1	
- 43	5214167	. CAPACITOR	1	
- 44	5528	. SCREW, MACH BIND HD 8-32 X .625 LG	1	
- 45	22478	. WASHER, FL- 0.170 ID 0.375 OD 0.32 THK	1	
- 46	55901	. WASHER, LOCK-EXT TEETH NO. 8 X 0.381 OD	1	
- 47	257189	. NUT, HEX- 8-32	1	
- 48	320456	. BRACKET-CAPACITOR MOUNTING	1	
- 49	10170	. SCREW, MACH-BIND HD 6-32 X 1/4 LG	ATT PT 3	
- 50	598353	. SEMICONDUCTOR DEVICE, D10- 100V 10 AMP	2	
- 51	5351123	. HEAT SINK	1	
- 52	322551	. SCREW, MACH-BIND HD 6-32X3/4 LG	ATT PT 2	
- 53	56722	. WASHER, LOCK-EXT TEETH NO. 6	ATT PT 3	
- 54	56792	. SPACER- .156 ID 5/16 OD X .343 LG	2	
- 55	2573847	. DIODE	1	
- 56	317145	. TERMINAL BOARD- 8 DBL SCREW TERMINALS	1	
- 57	25627	. SCREW-BD. HD 8-32 X .50C LG	ATT PT 4	
- 58	628962	. STRIP, MARKER	1	
- 59	5351206	. RESISTOR ASSEMBLY	1	
- 60	5351120	. AC POWER SUPPLY SUB ASSEMBLY	1	
- 61	32042	. SCREW, MACH BIND. HD 10-32 X 3/8 LG.	ATT PT 4	
- 62	56079	. WASHER, LOCK-EXT T .195 ID .410 OD	ATT PT 5	
- 63	45690	. WASHER, FL - NO.10 X 7/16 OD X 1/32 THK	ATT PT 4	
- 64	598355	. RECTIFIER, SILICON	2	
- 65	598353	. SEMICONDUCTOR DEVICE, D10- 100V 10 AMP	2	
- 66	5351123	. HEAT SINK	2	
- 67	322551	. SCREW, MACH-BIND HD 6-32X3/4 LG	ATT PT 4	
- 68	56722	. WASHER, LOCK-EXT TEETH NO. 6	ATT PT 4	
- 69	56792	. SPACER- .156 ID 5/16 OD X .343 LG	4	
- 70	5351121	. TRANSFORMER, PWR-PRI 104-235V SECD 14-28V	1	
- 71	138756	. PLATE, INST-LINE V PRESENT W/MACH PWR OFF	1	



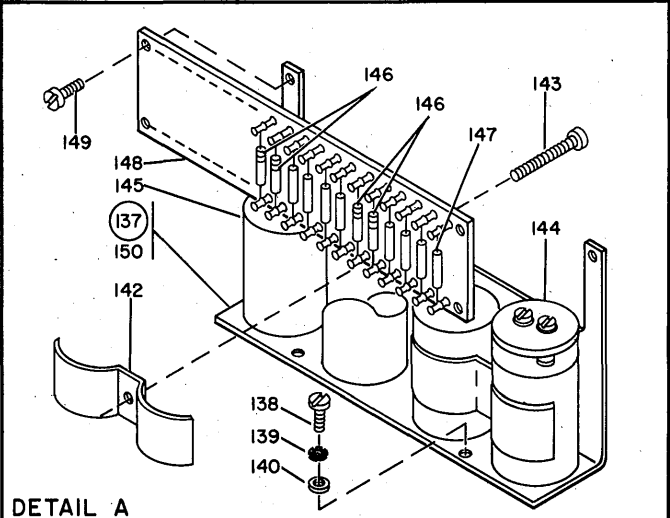
DETAIL C



DETAIL B



DETAIL D



DETAIL A

FIGURE 46. POWER BOX ASSEMBLY. (SHEET 2 OF 2, INDEX NOS. 72-215)

FOR PARTS
NOT SHOWN
SEE FIG. 46
SHEET I

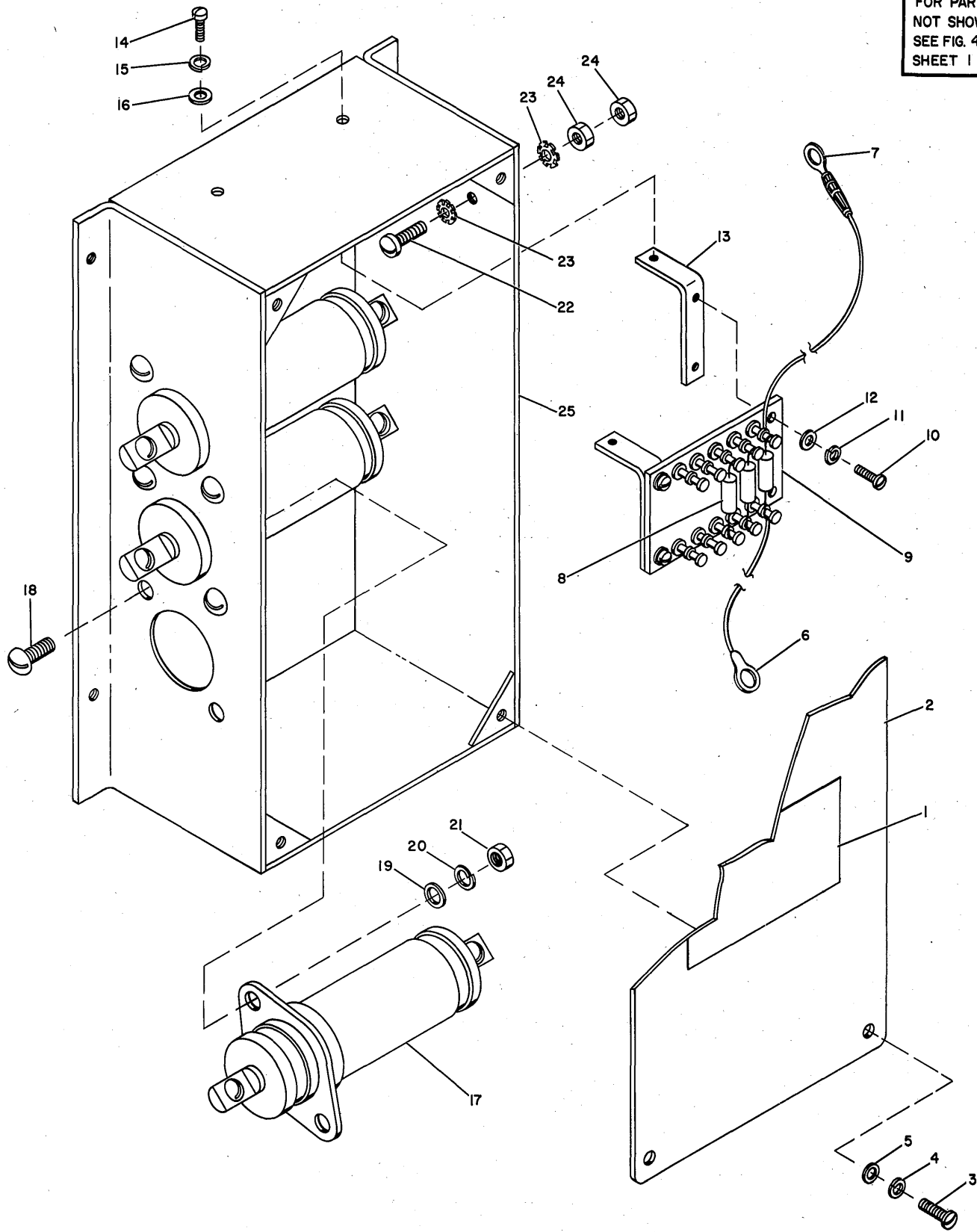


FIGURE 47. LINE FILTER ASSEMBLY.

LIST 47. LINE FILTER ASSEMBLY

FIGURE-INDEX NUMBER	PART NUMBER	DESCRIPTION				UNITS PER ASM.	USABLE ON CODE
47 -	5276306	LINE FILTER ASSEMBLY				REF	
- 1	138756	FOR NEXT HIGHER ASM, SEE FIGURE 46-21				1	
- 2	5276308	. PLATE, INST-LINE V PRESENT W/MACH PWR OFF				1	
- 3	34512	. COVER, FILTER BOX				4	
- 4	1090873	. SCREW, BIND, HD 8-32 X .375 LG ATT PT				4	
- 5	22478	. WASHER, LOCK, SPLIT RING- .168 ID, .296 OD ATT PT				4	
- 6	334768	. WASHER, FL- 0.170 ID 0.375 OD 0.32 THK ATT PT				3	
- 7	359695	. TERMINAL, RING-16-22 AWG 1/4 MTG HOLE				1	
- 8	503498	. TERMINAL, RING LUG-INSULATED				3	
- 9	5276359	. RESISTOR, FXD, COMP-1 MEGOHM P/M 5% 1W				1	
- 10	236550	. TERMINAL BOARD				4	
- 11	257984	. SCREW, MACH-BIND HD 4-40 X 0.375 LG ATT PT				4	
- 12	257985	. WASHER, LOCK-SPLIT 1/8 ID X 13/64 OD ATT PT				4	
- 13	5276309	. WASHER, FLAT-NO. 4 X 0.250 OD X 0.028 THK ATT PT				2	
- 14	236550	. BRACKET, ANGLE				2	
- 15	257984	. SCREW, MACH-BIND HD 4-40 X 0.375 LG ATT PT				2	
- 16	257985	. WASHER, LOCK-SPLIT 1/8 ID X 13/64 OD ATT PT				2	
- 17	5213430	. WASHER, FLAT-NO. 4 X 0.250 OD X 0.028 THK ATT PT				3	
- 18	332620	. CAPACITOR, FIXED, MYLAR-0.5 UF 600V				6	
- 19	45690	. SCREW, MACH-BIND HD 10-32 X 1/2 LG ATT PT				6	
- 20	9092	. WASHER, FL - NO.10 X 7/16 OD X 1/32 THK ATT PT				6	
- 21	11598	. WASHER-LOCK, SPLIT RING, .194 ID .337OD ATT PT				6	
- 22	5677	. NUT, PLAIN-HEX 10-32 X 3/8 FL W ATT PT				1	
- 23	56079	. SCREW, MACH-BIND HD 10-32 X 3/4 LG				2	
- 24	11598	. WASHER, LOCK-EXT T .195 ID .410 OD				2	
- 25	5276307	. NUT, PLAIN-HEX 10-32 X 3/8 FL W				1	
		. BOX, LINE FILTER					

FOR PARTS
NOT SHOWN
SEE FIG. 37
SHEET 1.

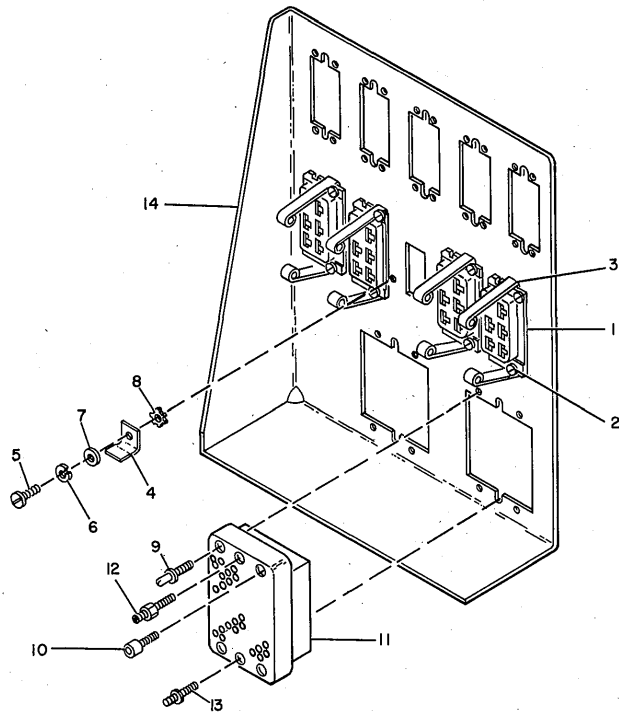


FIGURE 48. RIGHT I/O PANEL ASSEMBLY.

LIST 48. RIGHT I/O PANEL ASSEMBLY

FIGURE- INDEX NUMBER	PART NUMBER	DESCRIPTION				UNITS PER ASM.	USABLE ON CODE
		1	2	3	4		
48 -	5781453	I/O PANEL ASSEMBLY-RIGHT FOR NEXT HIGHER ASM, SEE FIGURE 37-39				REF	
- 1	523269	• CONNECTOR-ELECT 6 POS INSERT				4	
- 2	251970	• SCREW-MACH BU. HD. 4-40 X 1/4 LG ATT PT				8	
- 3	5236960	• SPRING-EPO BRKT				4	
- 4	5271288	• TERMINAL, FIXED TAB				4	
- 5	251970	• SCREW-MACH BU. HD. 4-40 X 1/4 LG ATT PT				4	
- 6	257984	• WASHER, LOCK-SPLIT 1/8 ID X 13/64 OD ATT PT				4	
- 7	257985	• WASHER, FLAT-NO. 4 X 0.250 OD X 0.028 THK ATT PT				4	
- 8	338169	• WASHER, LOCK-EXT TEETH NO. 4 X .260 OD ATT PT				4	
- 9	2122637	• PIN, GUIDE CORNER				2	
- 10	2122636	• SOCKET, GUIDE-CORNER 75 AND 104 POS CONN				2	
- 11	2122625	• BLOCK, FEMALE- 104 POS MINIATURE CONN				1	
- 12	2123028	• JACK SCREW, SOCKET, FIXED ATT PT				1	
- 13	2123029	• JACKSCREW-STUD, FIXED ATT PT				1	
- 14	5781580	• CONNECTOR-PANEL R.H.				1	

FOR PARTS
NOT SHOWN
SEE FIG. 37
SHEET 1

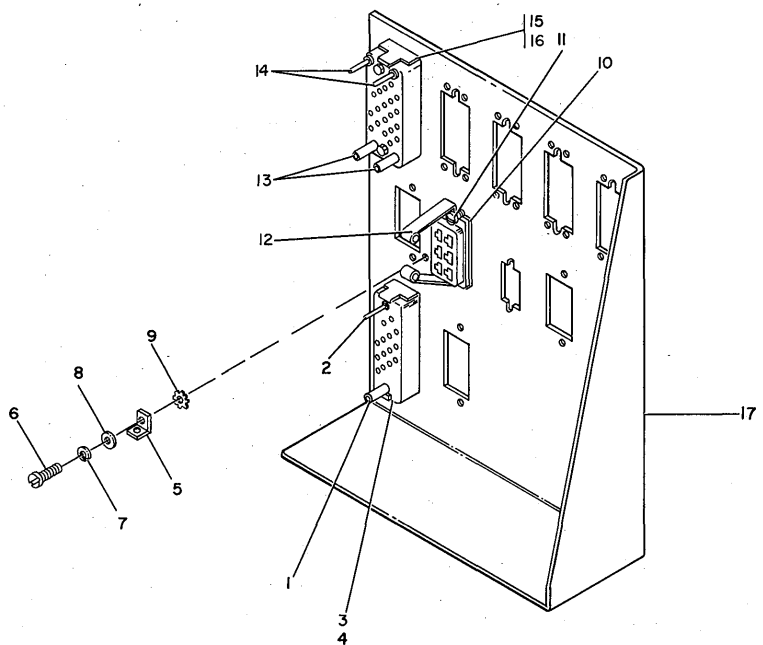
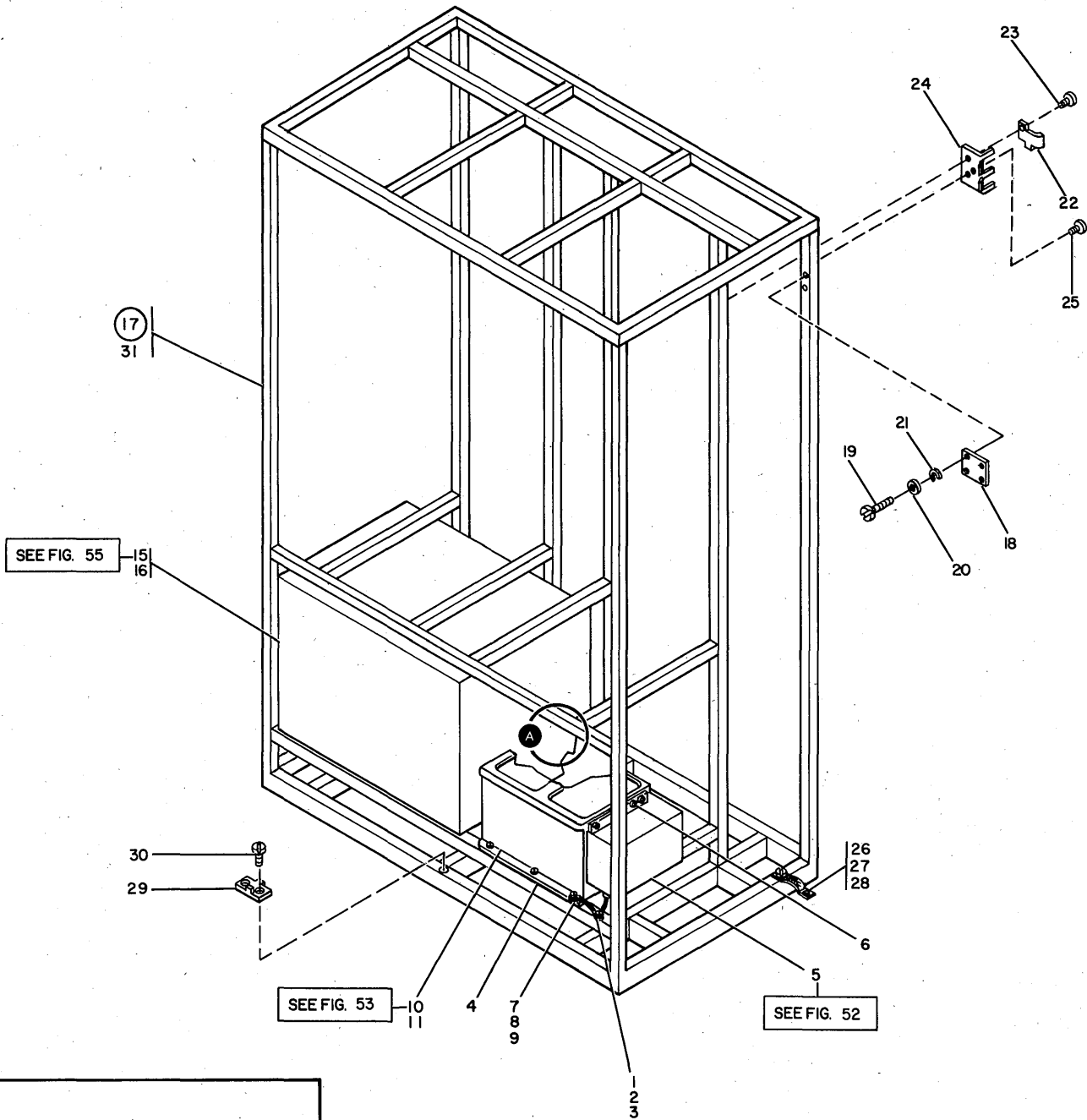


FIGURE 49. LEFT I/O PANEL ASSEMBLY.

LIST 49. LEFT I/O PANEL ASSEMBLY

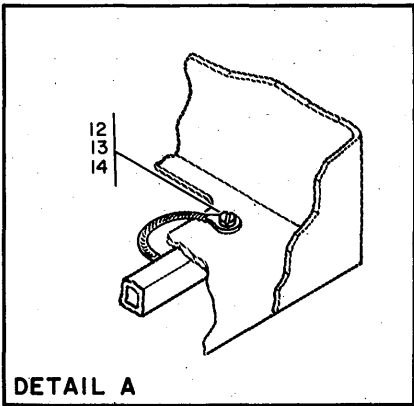
FIGURE- INDEX NUMBER	PART NUMBER	DESCRIPTION				UNITS PER ASM.	USABLE ON CODE
		1	2	3	4		
49 -	5781452	I/O PANEL ASSEMBLY-LEFT FOR NEXT HIGHER ASM, SEE FIGURE 37-41				REF	
- 1	2122202	• SOCKET, GUIDE-CENTER				1	
- 2	2122203	• PIN, GUIDE, BRASS, / SUPPLIED W/HARDWARE/				1	
- 3	2122837	• CONNECTOR, PLUG, ELECTRICAL, FEMALE				1	
- 4	2127987	• CATCH, LOCK SPG-26 POS CONNECTOR				2	ATT PT
- 5	5271288	• TERMINAL, FIXED TAB				3	
- 6	251970	• SCREW-MACH BD. HD. 4-40 X 1/4 LG				3	ATT PT
- 7	257984	• WASHER, LOCK-SPLIT 1/8 ID X 13/64 OD				3	ATT PT
- 8	257985	• WASHER, FLAT-NO. 4 X 0.250 OD X 0.028 THK				3	ATT PT
- 9	338169	• WASHER, LOCK-EXT TEETH NO. 4 X .260 OD				3	ATT PT
- 10	523269	• CONNECTOR-ELECT 6 POS INSERT				1	
- 11	251970	• SCREW-MACH BD. HD. 4-40 X 1/4 LG				2	ATT PT
- 12	5236960	• SPRING-EPO BRKT				1	
- 13	2122735	• PIN-SOCKET GUIDE				2	
- 14	2122734	• PIN, GUIDE CORNER 34 AND 50 POSITION				2	
- 15	2122256	• CCONNECTOR, RECP, ELEC-34 FEMALE CONTACTS				1	
- 16	2127989	• CATCH-LOCKING SPRING				2	ATT PT
- 17	5781581	• PANEL				1	



SEE FIG. 55

SEE FIG. 53

SEE FIG. 52



SEE LIST 58
FOR CABLES

FIGURE 51. WALL FRAME ASSEMBLY- 1 BATTERY-FRAME 09.

LIST 51. WALL FRAME ASSEMBLY- 1 BATTERY-FRAME 09

FIGURE- INDEX NUMBER	PART NUMBER	DESCRIPTION	1 2 3 4				UNITS PER ASM.	USABLE ON CODE
51 - - 1	NO NO. 5236966	WALL FRAME ASSEMBLY- 1 BATTERY • JUMPER ASM-GRN/YEL 10 IN. 10AWG 1 LUG EA FOR COMPONENT PARTS SEE FIG. 58-34A					NP AR	
- 2	11598	• NUT, PLAIN-HEX 10-32 X 3/8 FL W				ATT PT	AR	
- 3	56079	• WASHER, LOCK-EXT T .195 ID .410 OD				ATT PT	AR	
- 4	5781844	• SCREEN					AR	
- 5	5713510	• BOOTSTRAP SUPPLY ASSEMBLY FOR DETAIL BREAKDOWN SEE FIGURE 52					AR	
- 6	34512	• SCREW, BIND. HD 8-32 X .375 LG				ATT PT	AR	
- 7	5759071	• JUMPER ASM FOR COMPONENT PARTS SEE FIG. 59-37A					AR	
- 8	32042	• SCREW, MACH BIND. HD 10-32 X 3/8 LG.				ATT PT	AR	
- 9	56079	• WASHER, LOCK-EXT T .195 ID .410 OD				ATT PT	AR	
- 10	5713590	• POWER SENSE AND BATTERY CHARGER ASSEMBLY FOR DETAIL BREAKDOWN SEE FIGURE 53					AR	
- 11	32042	• SCREW, MACH BIND. HD 10-32 X 3/8 LG.				ATT PT	AR	
- 12	5759216	• JUMPER ASM FOR COMPONENT PARTS SEE FIG. 59-37A					AR	
- 13	32042	• SCREW, MACH BIND. HD 10-32 X 3/8 LG.				ATT PT	AR	
- 14	56079	• WASHER, LOCK-EXT T .195 ID .410 OD				ATT PT	AR	
- 15	5713558	• BATTERY PACKAGE ASM- 25 AMP SERVICE FOR DETAIL BREAKDOWN SEE FIGURE 55					AR	
- 16	32042	• SCREW, MACH BIND. HD 10-32 X 3/8 LG.				ATT PT	AR	
- 17	5781306	• FRAME ASM-WALL					1	
- 18	5726736	• • BRACKET-MTG					8	
- 19	32042	• • SCREW, MACH BIND. HD 10-32 X 3/8 LG.				ATT PT	16	
- 20	45690	• • WASHER, FL - NO.10 X 7/16 OD X 1/32 THK				ATT PT	16	
- 21	9092	• • WASHER-LOCK, SPL IT RING, .194 ID .337OD				ATT PT	16	
- 22	5722125	• • CLAMP-CABLE					36	
- 23	438590	• • SCREW, MACH-UNDRCT BIND HD 8-32 X 1 3/4				ATT PT	72	
- 24	5722299	• • PLATE					18	
- 25	4636	• • SCREW, MACH-FL CSK HD 8-32 X 3/8 LG				ATT PT	36	
- 26	5240500	• • STRAP					2	
- 27	32042	• • SCREW, MACH BIND. HD 10-32 X 3/8 LG.				ATT PT	2	
- 28	56079	• • WASHER, LOCK-EXT T .195 ID .410 OD				ATT PT	2	
- 29	513669	• • STRIKE-FRICTION LATCH					8	
- 30	10170	• • SCREW, MACH-BIND, HD 6-32 X 1/4 LG				ATT PT	16	
- 31	5781351	• • FRAME-WALL					1	

FOR PARTS
NOT SHOWN
SEE FIG. 51

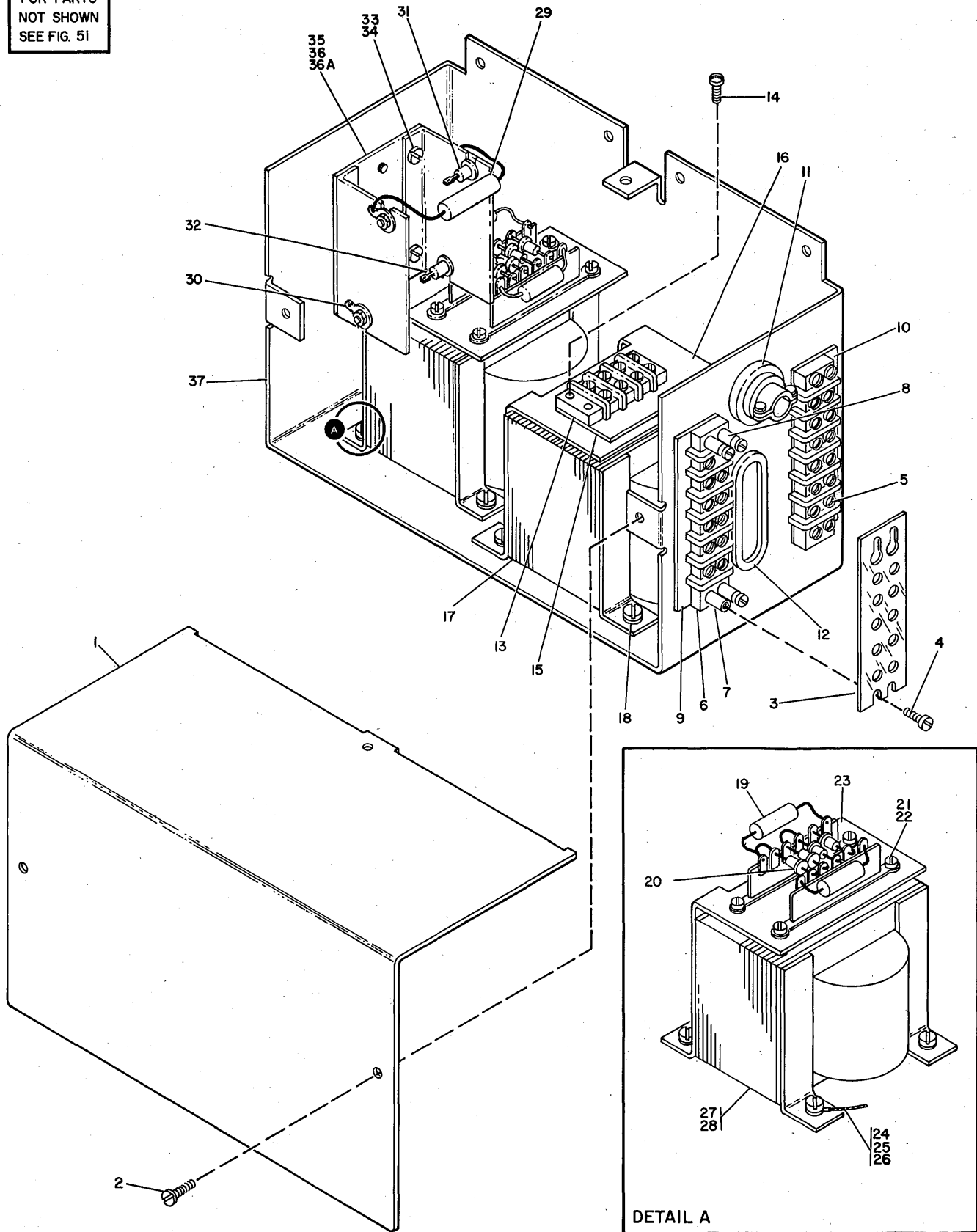


FIGURE 52. BOOTSTRAP SUPPLY ASSEMBLY.

LIST 52. BOOTSTRAP SUPPLY ASSEMBLY

FIGURE- INDEX NUMBER	PART NUMBER	DESCRIPTION				UNITS PER ASM.	USABLE ON CODE
		1	2	3	4		
52 -	5713510	BOOTSTRAP SUPPLY ASSEMBLY FOR NEXT HIGHER ASM, SEE FIGURE 51-5				REF	
- 1	5713515	• COVER				1	
- 2	10170	• SCREW, MACH-BIND HD 6-32 X 1/4 LG		ATT PT	3		
- 3	187479	• SHIELD TERMINAL BLOCK				2	
- 4	210984	• SCREW, RD HD MACH-6-32 X .250 LG		ATT PT	2		
- 5	334910	• TERMINAL-RING, 14-16 AWG, #6 HOLE, INS				1	
- 6	317232	• TERMINAL BOARD- 6 DBL SCREW TERMINALS				2	
- 7	210883	• STUD-SHIELD MTG, TAPPED, NO. 6-32		ATT PT	2		
- 8	210884	• STUD-SHIELD MTG, NO. 6-32		ATT PT	6		
- 9	589714	• STRIP-MARKER				1	
- 10	589715	• STRIP-MARKER				1	
- 11	151598	• CLAMP-CABLE				1	
- 12	364707	• CHANNEL				AR	
- 13	323841	• TERMINAL BOARD- 3 DBL SCREW TERMINALS				1	
- 14	322550	• SCREW, MACH, BIND HD- 6-32 X .5 LG		ATT PT	4		
- 15	323681	• MARKER STRIP- 3 POS NOS. 1 THRU 3				1	
- 16	5713514	• BRACKET, TERMINAL BOARD				1	
- 17	5713501	• TRANSFORMER				1	
- 18	58207	• SCREW, MACH-UNDRCT BIND HD 8-32 X 1/4 LG		ATT PT	1		
- 19	369849	• CAPACITOR				2	
- 20	316247	• SEMICONDUCTOR DEVICE, DIODE-TYPE CI				4	
- 21	317157	• STRIP-TERMINAL				2	
- 22	251970	• SCREW-MACH BD. HD. 4-40 X 1/4 LG		ATT PT	4		
- 23	5719775	• BRACKET				1	
- 24	5759177	• JUMPER ASSEMBLY				2	
- 25	55918	• SCREW, MACH-BIND HD 10-32 X 5/8 LG		ATT PT	1		
- 26	56079	• WASHER, LOCK-EXT Y .195 ID .410 OD		ATT PT	1		
- 27	5214119	• TRANSFORMER				1	
- 28	10170	• SCREW, MACH-BIND HD 6-32 X 1/4 LG		ATT PT	4		
- 29	369849	• CAPACITOR				2	
- 30	316996	• TERMINAL, LUG-NONINS 9AWG NO. 8 MTG HOLE				4	
- 31	598355	• RECTIFIER, SILICON				2	
- 32	598353	• SEMICONDUCTOR DEVICE, DIO- 100V 10 AMP				2	
- 33	5719777	• HEATSINK				2	
- 34	438566	• SCREW, MACH-BIND HD 6-32 X .125 LG		ATT PT	4		
- 35	5719776	• BLOCK-TERMINAL				1	
- 36	81693	• SCREW, MACH-BIND HD 6-32 X 3/8 LG		ATT PT	2		
- 36A	333082	• SPACER				2	
- 37	5713513	• CHASSIS				1	

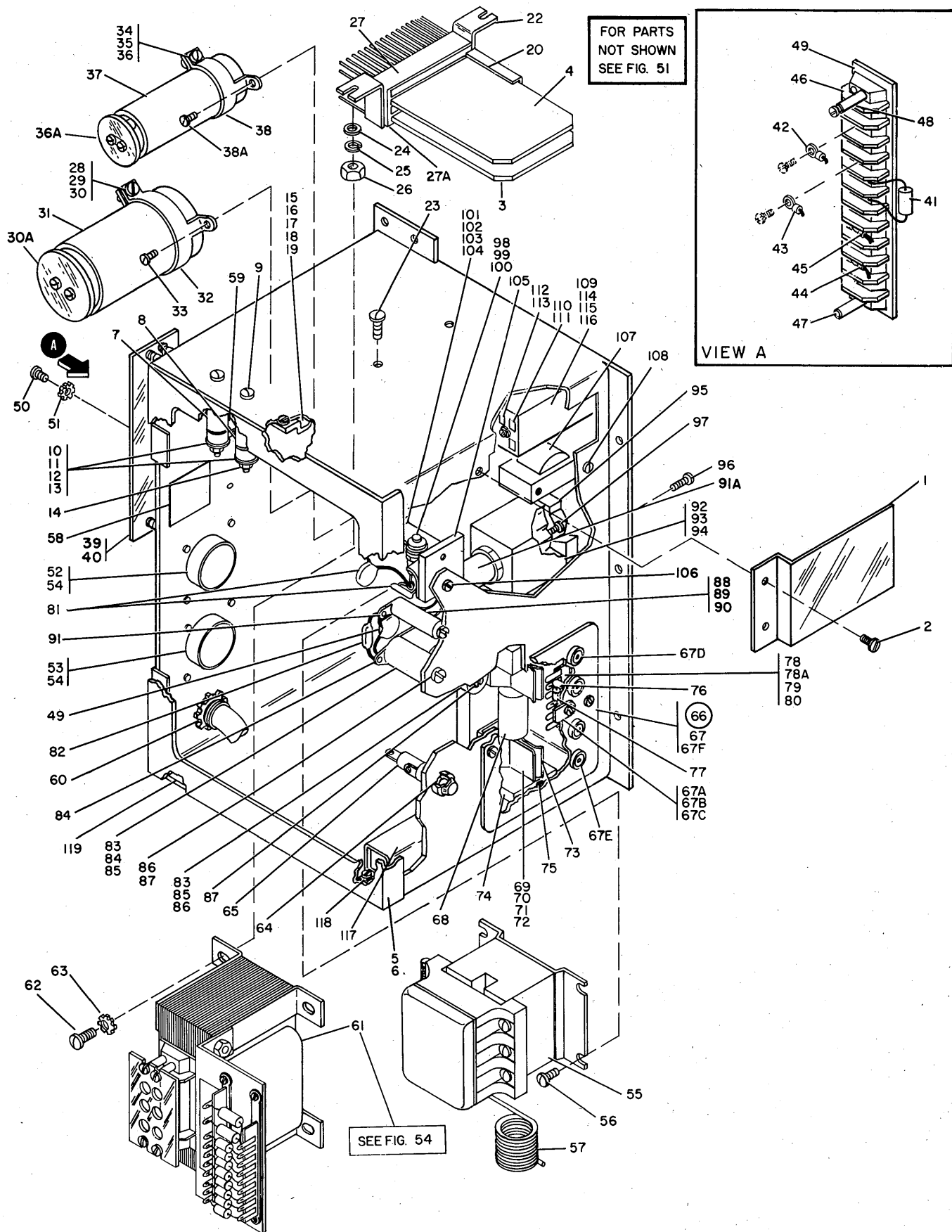


FIGURE 53. POWER SENSE AND BATTERY CHARGER ASSEMBLY.

FOR PARTS
NOT SHOWN
SEE FIG. 53

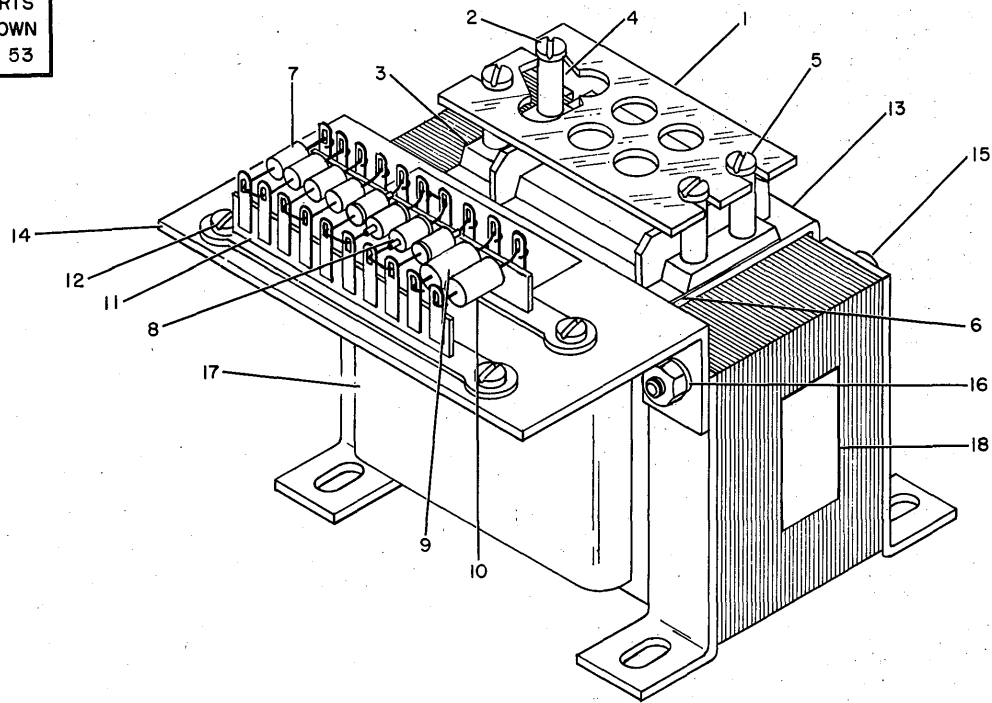


FIGURE 54. TRANSFORMER SUB ASSEMBLY.

FOR PARTS
NOT SHOWN
SEE FIG. 51

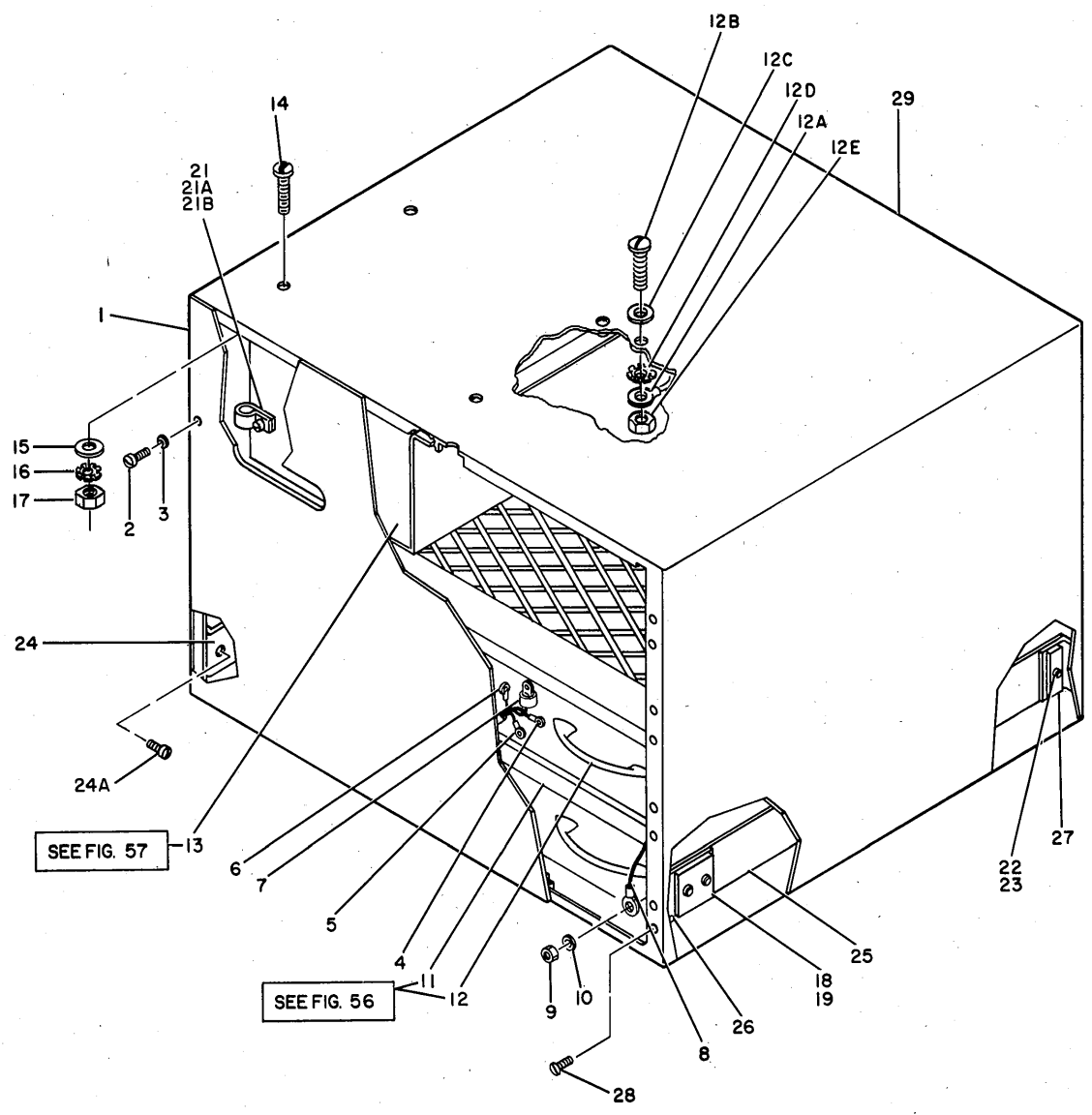


FIGURE 55. 25 AMP SERVICE BATTERY PACKAGE ASSEMBLY.

LIST 55. 25 AMP SERVICE BATTERY PACKAGE ASSEMBLY

FIGURE- INDEX NUMBER	PART NUMBER	DESCRIPTION	UNITS	USABLE ON CODE
			PER ASM.	
55 -	5713558	BATTERY PACKAGE ASM- 25 AMP SERVICE FOR NEXT HIGHER ASM,SEE FIGURE 51-15	REF	
- 1	5713531	• COVER	1	
- 2	81693	• SCREW,MACH-BIND HD 6-32 X 3/8 LG	2	
- 3	1074145	• WASHER,FLAT-NO. 6	2	
- 4	334921	• TERMINAL-RING,18-22 AWG,#6 HOLE,INS	4	
- 5	186968	• TERMINAL-RING,10-12 AWG,#8 HOLE,INS	4	
- 6	2101326	• TERMINAL,RING-12-10 AWG	4	
- 7	335327	• TERMINAL,LUG- SCREW SIZES 8 THRU 10	4	
- 8	5713556	• LEAD,ELECTRICAL	2	
- 9	324948	• NUT,HEX DOUBLE CHAMFER	3	
- 10	1090240	• WASHER,FL- 0.218 ID X 3/8 OD X 1/32 THK	3	
- 11	5713548	• TRAY ASSEMBLY, 13 BATTERY HOOKUP FOR DETAIL BREAKDOWN,SEE FIGURE 56	1	
- 12	5713549	• TRAY ASSEMBLY, 12 BATTERY HOOKUP FOR DETAIL BREAKDOWN,SEE FIGURE 56	1	
- 12A	5713556	• LEAD,ELECTRICAL	1	
- 12B	25627	• SCREW-BD. HD 8-32 X .500 LG	AR	
- 12C	22478	• WASHER,FL- 0.170 ID 0.375 OD 0.32 THK	AR	
- 12D	55901	• WASHER,LOCK-EXT TEETH NO. 8 X 0.381 OD	AR	
- 12E	257189	• NUT,HEX- 8-32	AR	
- 13	5713611	• BATTERY PACKAGE ASSEMBLY FOR DETAIL BREAKDOWN,SEE FIGURE 57	1	
- 14	25627	• SCREW-BD. HD 8-32 X .500 LG	4	
- 15	22478	• WASHER,FL- 0.170 ID 0.375 OD 0.32 THK	4	
- 16	55901	• WASHER,LOCK-EXT TEETH NO. 8 X 0.381 OD	4	
- 17	257189	• NUT,HEX- 8-32	4	
- 18	5713542	• PLATE	12	
- 19	5713568	• SCREW	12	
- 21	5213306	• CLIP	1	
- 21A	322550	• SCREW,MACH,BIND HD- 6-32 X .5 LG	1	
- 21B	22478	• WASHER,FL- 0.170 ID 0.375 OD 0.32 THK	2	
- 22	5713543	• NUT,WELD	4	
- 23	5713568	• SCREW	4	
- 24	5713536	• SLIDE ASSEMBLY	2	
- 24A	124226	• SCREW, CAP, SOC HD 8-32 X 0.162 LG	2	
- 25	5786802	• SLIDE	2	
- 26	5713540	• BRACKET,ANGLE	4	
- 27	5713541	• BRACKET,ANGLE	4	
- 28	38443	• SCREW,MACH-FL CSK HD 6-32 X 5/16 LG	16	
- 29	5713550	• TRAY ASSEMBLY-13 BATTERY HOOK-UP	1	

FOR PARTS
NOT SHOWN
SEE FIG. 55

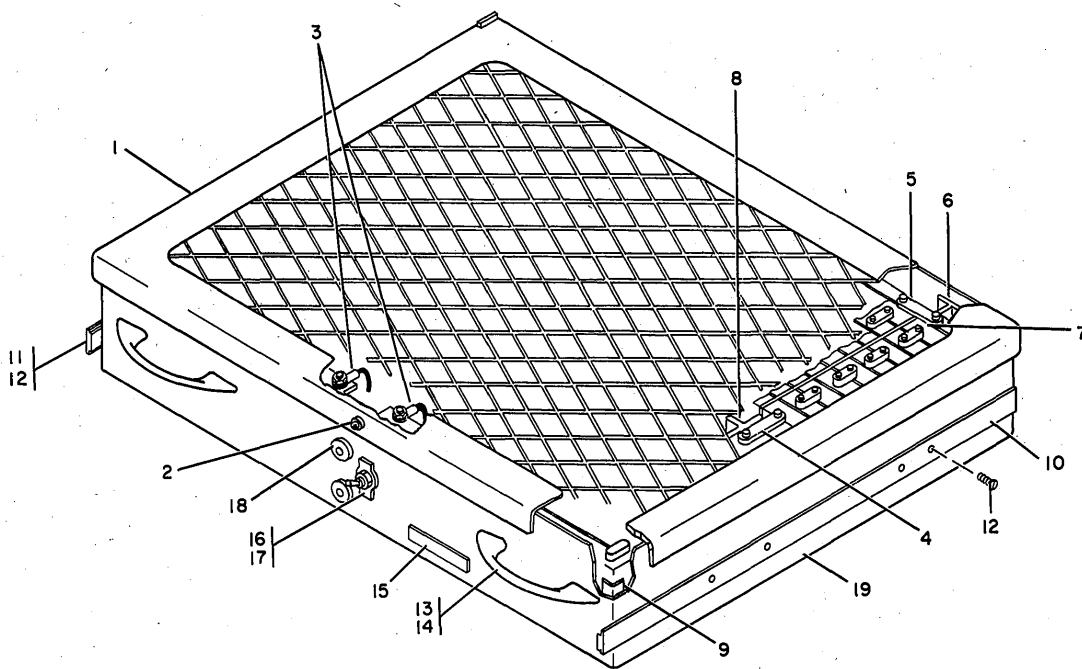


FIGURE 56. 12 AND 13 BATTERY TRAY ASSEMBLY.

LIST 56. 12 AND 13 BATTERY TRAY ASSEMBLY

FIGURE-INDEX NUMBER	PART NUMBER	DESCRIPTION	UNITS PER ASM.	USABLE ON CODE
		1 2 3 4		
56 -	5713548	TRAY ASSEMBLY, 13 BATTERY HOOKUP FOR NEXT HIGHER ASM,SEE FIGURE 55-11	REF	
-	5713549	TRAY ASSEMBLY, 12 BATTERY HOOKUP FOR NEXT HIGHER ASM,SEE FIGURE 55-12	REF	
- 1	5713645	• COVER	1	
- 2	5713562	• SCREW	1	
- 3	5713553	• LEAD,ELECTRICAL	AR	
- 4	5713545	• BUSS BAR	AR	
- 5	5713544	• BUSS BAR	AR	
- 6	5713538	• BRACKET	12	
- 7	5713500+	• BATTERY	13	
- 8	5713537	• BRACKET	6	
- 9	5713539	• BRACKET	6	
- 10	5786801	• SLIDE	1	
- 11	5713535	• SLIDE	1	
- 12	5713568	• SCREW	8	
- 13	5713561	• HANDLE	2	
- 14	58207	• SCREW,MACH-UNDRCT BIND HD 8-32 X 1/4 LG	4	
- 15	5313943	• LABEL	1	
- 16	109872	• SWITCH, TOGGLE DPST	1	
- 17	5713578	• DIAL	1	
- 18	450821	• GROMMET,5/16 I.D. X 13/16 O.D.X 5/16 THK	2	
- 19	5713532	• COVER	1	

FOR PARTS
NOT SHOWN
SEE FIG. 55

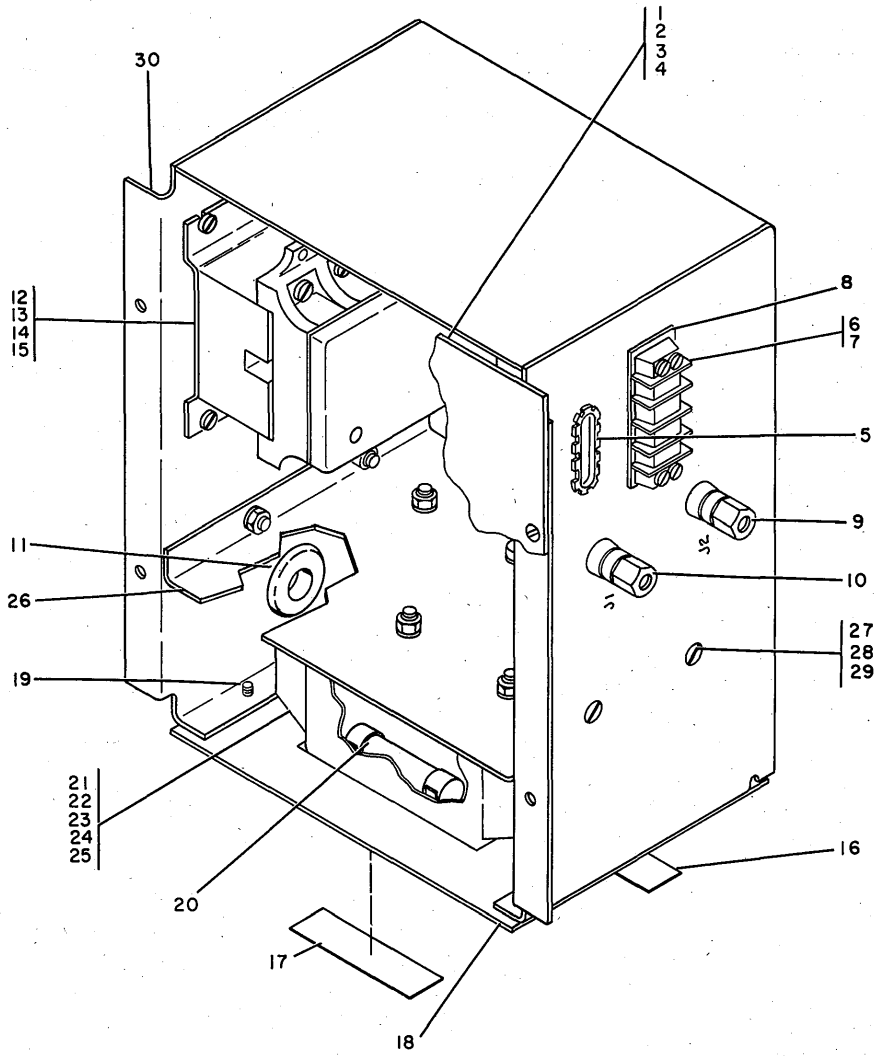


FIGURE 57. BATTERY PACKAGE ASSEMBLY.

LIST 57. BATTERY PACKAGE ASSEMBLY

FIGURE- INDEX NUMBER	PART NUMBER	DESCRIPTION 1 2 3 4	UNITS	USABLE ON CODE
			PER ASM.	
57 -	5713611	BATTERY PACKAGE ASSEMBLY FOR NEXT HIGHER ASM,SEE FIGURE 55-13	REF	
- 1	5713615	. PLATE	1	
- 2	38443	. SCREW,MACH-FL CSK HD 6-32 X 5/16 LG	2	
- 3	56722	. WASHER,LOCK-EXT TEETH NO. 6	2	
- 4	257187	. NUT,PLAIN,HEX- 6-32 X 3/8 FL W	2	
- 5	730432	. GROMMET,CATERPILLAR	1	
- 6	323838	. BLOCK	1	
- 7	81693	. SCREW,MACH-BIND HD 6-32 X 3/8 LG	4	
- 8	515620	. INSULATOR	1	
- 9	320570	. POST,BINDING-BLACK	1	
- 10	331065	. POST, BINDING	1	
- 11	512663	. GROMMET,RUB-FOR 7/8 HOLE X 1/8 PNL	2	
- 12	5276703	. RELAY-24 VDC COIL	1	
- 13	322550	. SCREW,MACH,BIND HD- 6-32 X .5 LG	2	
- 14	56722	. WASHER,LOCK-EXT TEETH NO. 6	2	
- 15	257187	. NUT,PLAIN,HEX- 6-32 X 3/8 FL W	2	
- 16	5789779	. LABEL	1	
- 17	5713563	. LABEL	1	
- 18	5713613	. COVER	1	
- 19	38235	. SCREW,MACH-BIND HD 6-32 X 0.312 LG	3	
- 20	5789803	. FUSE CARTRIDGE	2	
- 21	5261373	. PULLOUT-FUSED	1	
- 22	438567	. SCREW,MACH-UNDRCT BIND HD 6-32 X 1 LG	2	
- 23	438570	. SCREW,MACH-BIND HD 6-32 X 1-1/2 LG	2	
- 24	56722	. WASHER,LOCK-EXT TEETH NO. 6	4	
- 25	257187	. NUT,PLAIN,HEX- 6-32 X 3/8 FL W	4	
- 26	5713614	. BRACKET	1	
- 27	322550	. SCREW,MACH,BIND HD- 6-32 X .5 LG	6	
- 28	56722	. WASHER,LOCK-EXT TEETH NO. 6	6	
- 29	257187	. NUT,PLAIN,HEX- 6-32 X 3/8 FL W	6	
- 30	5713612	. CHASSIS	1	

LIST 58. 7201 CABLE ASSEMBLIES

FIGURE- INDEX NUMBER	PART NUMBER	DESCRIPTION	UNITS PER ASM.	USABLE ON CODE
		1 2 3 4		
58 - - 1	NO NO. 5276333	7201 CABLE ASSEMBLIES • CABLE ASM,CPU PWR WALL-I/C OUTPUT 140V FOR COMPONENT PARTS SEE FIG. 59-5,-36A, -36B,-36C	NP AR	
- 2	5276334	• CABLE ASM,PWR I/C OUTPUT- 140V FOR COMPONENT PARTS SEE FIG. 59-5,-36A, -36B,-36C	AR	
- 3	5276335	• CABLE ASM,PWR I/C OUTPUT- 140V FOR COMPONENT PARTS SEE FIG. 59-5,-36A, -36B,-36C	AR	
- 4	5276336	• CABLE ASM,PWR I/C INPUT- 140V FOR COMPONENT PARTS SEE FIG. 59-5,-36A, -36B,-36C	AR	
- 5	5276490	• CABLE ASM,CPU PWR WALL-I/C INPUT FOR COMPONENT PARTS SEE FIG. 59-5A,-36A, -36F,-45	AR	
- 6	5276491	• CABLE ASM,LINE CORD FOR COMPONENT PARTS SEE FIG. 59-33,-34A, -34B,-36	AR	
- 7	5400736	• CABLE ASM,PWR DIST.-TB2 TO TB4 36.75 IN.	AR	
- 8	5400737	• CABLE ASM,PWR DIST.-TB2 TO TB4 35 IN.	AR	
- 9	5400738	• CABLE ASM,PWR DIST.-TB2 TO TB4 28.75 IN.	AR	
- 10	5400739	• CABLE ASM,PWR DIST.-TB2 TO TB4 30 IN.	AR	
- 11	5400740	• CABLE ASM,PWR DIST.-TB2 TO TB4 28.50 IN.	AR	
- 12	5400741	• CABLE ASM,PWR DIST.-TB2 TO TB1 6 IN.	AR	
- 13	5400742	• CABLE ASM,PWR DIST.- TB1 TO TB2 8.75 IN	AR	
- 14	5400743	• CABLE ASM,PWR DIST.- TB1 TO TB2 14 IN.	AR	
- 15	5400744	• CABLE ASM,PWR DIST.- TB1 TO TB2 16 IN. FOR COMPONENT PARTS SEE FIG. 59-8,-9 AND -36A	AR	
- 16	5722091	• CABLE ASM,DYN RELOCATION PWR-C/I OUTPUT	AR	
- 17	5723114	• CABLE ASM,CPU CONVENIENCE OUTLET	AR	
- 18	5781343	• CABLE ASM,THERMAL-GATES 02A,02C,02E FOR COMPONENT PARTS SEE FIG. 59-1,-4A, -18,-19A,-22A,-26,-27,-28 AND -31A	AR	
- 19	5781344	• CABLE ASM,DAT PWR CONTROL- 02G-GATE 02L	AR	
- 20	5781345	• CABLE ASM,DAT GATE PWR DISTRIBUTION	AR	
- 21	5781346	• CABLE ASM,CONSOLE PWR-PRIM PWR/RT I/O FOR COMPONENT PARTS SEE FIG. 59-16,-16A, -36B,-36C,-37A,-39	AR	
- 22	5781348	• CABLE SET,PWR TO CE GATES-UPPER BUS FOR COMPONENT PARTS SEE FIG. 59-17, -32,-34A,-36A	AR	
- 23	5781349	• CABLE SET,PWR TO CE GATES-LOWER BUS FOR COMPONENT PARTS SEE FIG. 59-17, -32,-34,-36A	AR	
- 24	5781436	• CABLE ASM,INTERNAL RIGHT POWER SUPPLY FOR COMPONENT PARTS SEE FIG. 59-16,-22, -34,-36C,-36E,-38	AR	
- 25	5781437	• CABLE ASM,LEFT I/O DISTRIBUTION FOR COMPONENT PARTS SEE FIG. 59-7,-16, -16A,-16F,-25,-25A,-34,-36B,-36C,-36E, -38	AR	
- 26	5781438	• CABLE ASM,INTERNAL LEFT POWER SUPPLY FOR COMPONENT PARTS SEE FIG. 59-16,-16A, -36B,-37A,-39	AR	
- 27	5781439	• CABLE ASM,09P2 TO DAT FRAME FOR COMPONENT PARTS SEE FIG. 59-36C, -40,-40A,-62,-63	AR	
- 28	5781450	• CABLE ASM,MARG CHK-GATES A,B,C AND E FOR COMPONENT PARTS SEE FIG. 59-16,-34	AR	
- 29	5781451	• CABLE ASM,POWER COLUMN 02G FOR COMPONENT PARTS SEE FIG. 59-16,-16A, -19A,-34,-36B,-36E,-37A	AR	
- 30	5781455	• CABLE ASM,PWR AND CNTL CE PNL/PWR WALL FOR COMPONENT PARTS SEE FIG. 59-1,-3A, -4,-10,-11,-12A,-13,-14,-15,-18,-18A, -19A,-19B,-22B,-23,-25,-26-26A,-29,-31D -34,-36B,-36C AND -36E	AR	
- 31	5781459	• CABLE ASM,CPU PANEL FOR COMPONENT PARTS SEE FIG. 59-4B,-10, -11,-16,-17,-30	AR	

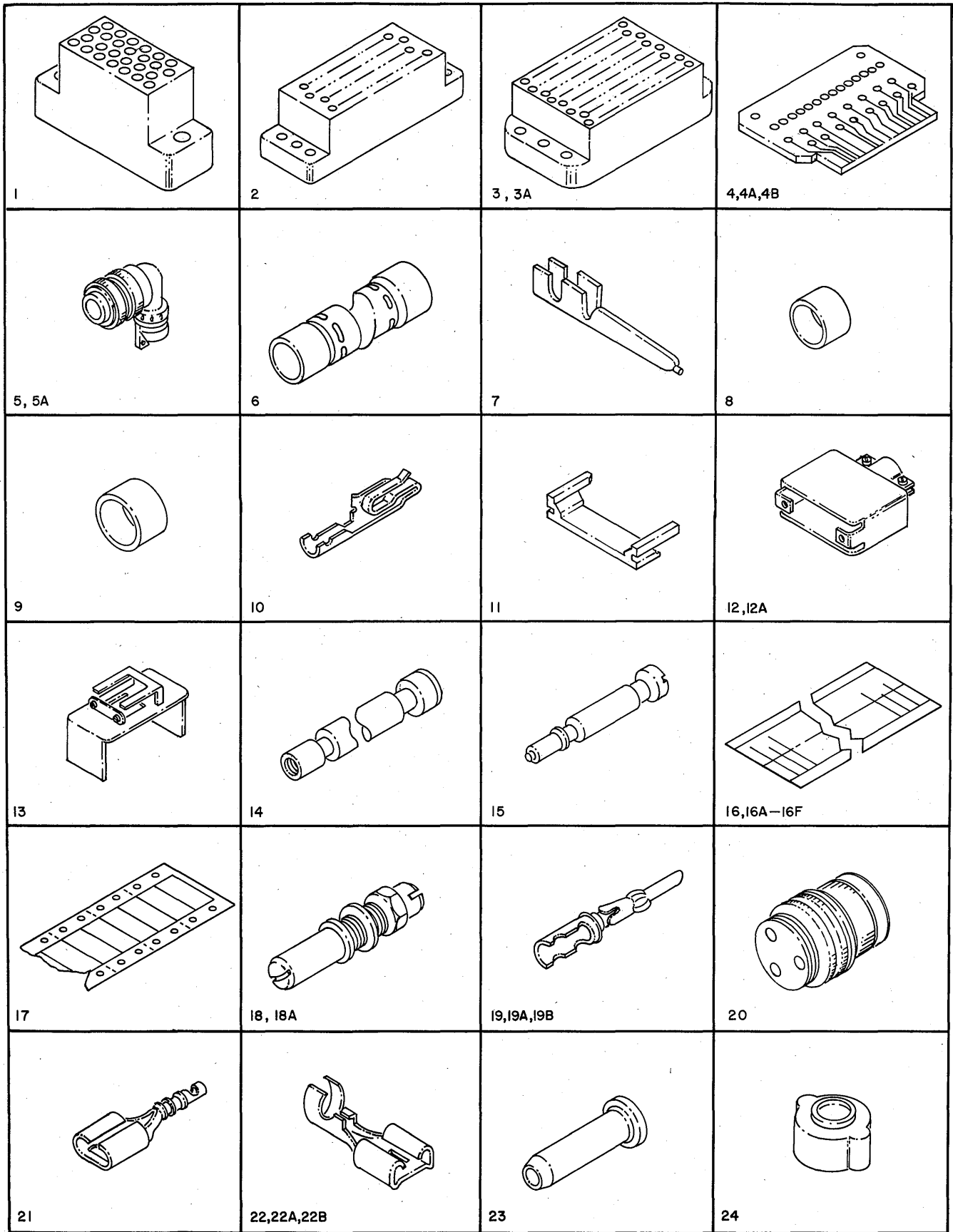


FIGURE 59. CABLE AND JUMPER ASSEMBLY COMPONENT PARTS. (SHEET 1 OF 3, INDEX NOS. 1-24)

LIST 59. CABLE AND JUMPER ASSEMBLY COMPONENT PARTS

FIGURE- INDEX NUMBER	PART NUMBER	DESCRIPTION				UNITS PER ASM.	USABLE ON CODE
		1	2	3	4		
59 -	NO NO.	CABLE AND JUMPER ASM, COMPONENT PARTS				NP	
- 1	2122838	. BLOCK,MALE- 26 POS MINIATURE CONNECTOR				AR	
- 2	2122257	. BLOCK,MALE- 34 POS MINIATURE CONNECTOR				AR	
- 3	2122625	. BLOCK,FEMALE- 104 POS MINIATURE CONN				AR	
- 3A	2122626	. BLOCK,MALE- 104 POS MINIATURE CONNECTOR				AR	
- 4	5800610	. CARD ASM-TERMINATOR				AR	
- 4A	5800667	. CARD ASM				AR	
- 4B	5803299	. CARD ASM-SWITCH CABLE PADDLE				AR	
- 5	5276474	. CONNECTOR,PLUG,ELEC-3 MALE CONTACTS				AR	
- 5A	5276475	. CONNECTOR,PLUG,ELEC-7 FEMALE CONTACTS				AR	
- 6	523176	. CONNECTOR, TWO WAY, WIRE SIZE 24-20				AR	
- 7	360433	. CONNECTOR,TAPER PIN-BARE WIRE CRIMP				AR	
- 8	350837	. CONNECTOR SHEATH-INNER				AR	
- 9	350836	. CONNECTOR SHEATH-OUTER				AR	
- 10	5362301	. CONTACT,LARGE SERPENT.20-24AWG				AR	
- 11	811802	. GUIDE-CARD				AR	
- 12	2127864	. HOOD, 180 DEGREE 34 POS- 1 PIECE				AR	
- 12A	2127895	. HOOD, 180 DEG.- 26 POSITION 1 PC				AR	
- 13	2122627	. HOOD, 180 DEG.- 104 POSITION 2 PC				AR	
- 14	2122628	. JACKSOCKET-LONG SHIELD TYPE				AR	
- 15	2122629	. JACK, SCREW,HAND-LONG SHIELD TYPE				AR	
- 16	317296	. LABEL-NUMBERING L TO R 1 THRU 33				AR	
- 16A	317297	. LABEL-NUMBERING L TO R 34 THRU 66				AR	
- 16B	317298	. LABEL-NUMBERING L TO R 67 THRU 99				AR	
- 16C	317299	. LABEL-NUMBERING L TO R 100 THRU 124				AR	
- 16D	317300	. LABEL-NUMBERING L TO R 125 THRU 149				AR	
- 16E	334219	. LABEL-NUMBERING L TO R 150 THRU 174				AR	
- 16F	598381	. LABEL-LETTERS L TO R UP. CASE A THRU Z				AR	
- 17	811825	. LABEL-CABLE				AR	
- 18	2122203	. PIN,GUIDE,BRASS,/SUPPLIED. W/HARDWARE/				AR	
- 18A	2122637	. PIN,GUIDE CORNER				AR	
- 19	2122258	. PIN-CONTACT,MALE 20/22 AWG				AR	
- 19A	2122260	. PIN,CONTACT- 16-18 AWG				AR	
- 19B	2127867	. PIN,CONTACT- 24-26 AWG				AR	
- 2	5713573	. PLUG,FEMALE- 3 NO. 8 WIRE				AR	
- 21	5213274	. RECEPTACLE,QUICK DISCONNECT-INSUL. SUPP				AR	
- 22	523267	. RECEPTACLE,TAB- 0.798 LG				AR	
- 22A	1127037	. RECEPTACLE,TAB- 0.755 LG				AR	
- 22B	5351177	. RECEPTACLE,TAB- 0.825 LG				AR	
- 23	595720	. RIVET, ROLLED FLANGE				AR	
- 24	760259	. SHIELD,GROUNDING SPLICE				AR	

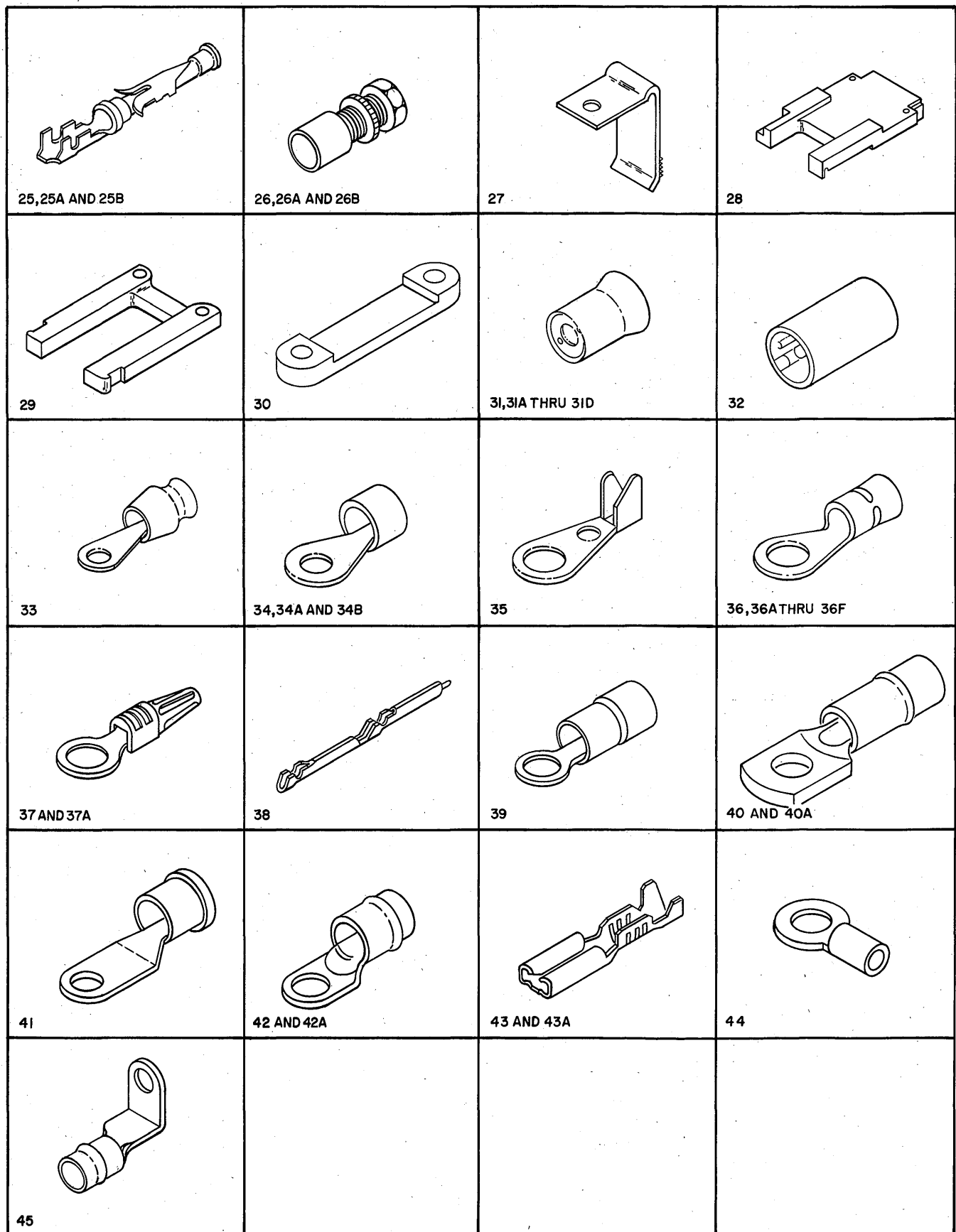


FIGURE 59. CABLE AND JUMPER ASSEMBLY COMPONENT PARTS. (SHEET 2 OF 3, INDEX NOS. 25-45)

LIST 59. CABLE AND JUMPER ASSEMBLY COMPONENT PARTS

FIGURE- INDEX NUMBER	PART NUMBER	DESCRIPTION				UNITS PER ASM.	USABLE ON CODE
		1	2	3	4		
59 - 25	2122259	. SOCKET, CONTACT- 20-22 AWG				AR	
- 25A	2122261	. SOCKET, CONTACT-18-16 AWG				AR	
- 25B	2127890	. SOCKET-CONTACT AWG 26-24				AR	
- 26	2122202	. SOCKET, GUIDE-CENTER				AR	
- 26A	2122636	. SOCKET, GUIDE-CORNER 75 AND 104 POS CONN				AR	
- 26B	2122735	. PIN-SOCKET GUIDE				AR	
- 27	2127986	. SPRING, LOCKING- 26 POS CONNECTOR				AR	
- 28	813807	. STRAIN RELIEF, TOP-LEFT HALF CABLE				AR	
- 29	5352967	. STRAIN RELIEF, 20 STRANDS-.05 DIA				AR	
- 30	5275481	. STRAIN RELIEF				AR	
- 31	477980	. TERMINATOR, SHIELD- 0.230 DIA X 0.460 LG				AR	
- 31A	535640	. TERMINATOR, SHIELD- 0.260 DIA X 0.460 LG				AR	
- 31B	2160821	. TERMINATOR, SHIELD- 0.230 DIA X 0.460 LG				AR	
- 31C	5372693	. TERMINATOR, SHIELD- 0.360 DIA X 0.460 LG				AR	
- 31D	188609	. FERRULE, CABLE, SHIELED				AR	
- 32	760260	. TERMASHIELD, INSULATING SLEEVE				AR	
- 33	82725	. TERMINAL, LUG-INS 6AWG 17/64 MTG HOLE				AR	
- 34	92784	. TERMINAL-RING, 18-20 AWG #8 HOLE, INS				AR	
- 34A	2101326	. TERMINAL, RING-12-10 AWG				AR	
- 34B	2101327	. TERMINAL, LUG-INS 10/12AWG 1/4 MTG HOLE				AR	
- 35	113750	. TERMINAL, LUG-NONINS 16AWG NO. 8 MTG HOLE				AR	
- 36	124439	. TERMINAL, RING-10 AWG				AR	
- 36A	186968	. TERMINAL-RING, 10-12 AWG, #8 HOLE, INS				AR	
- 36B	334910	. TERMINAL-RING, 14-16 AWG, #6 HOLE, INS				AR	
- 36C	334921	. TERMINAL-RING, 18-22 AWG, #6 HOLE, INS				AR	
- 36D	334768	. TERMINAL, RING-16-22 AWG 1/4 MTG HOLE				AR	
- 36E	334932	. TERMINAL-RING, 18-22 AWG, #10 HOLE, INS				AR	
- 36F	360370	. TERMINAL-WIRE RING TONGUE				AR	
- 37	186596	. TERMINAL-RING LUG INSULATED				AR	
- 37A	359695	. TERMINAL, RING LUG-INSULATED				AR	
- 38	187243	. TERMINAL, SMALL TAPER				AR	
- 39	253740	. TERMINAL-RING, 10-12 AWG, #6 HOLE, INS				AR	
- 40	335327	. TERMINAL, LUG- SCREW SIZES 8 THRU 10				AR	
- 40A	253970	. TERMINAL				AR	
- 41	335970	. TERMINAL, LUG- 8 AWG 1/4 MTG HOLE				AR	
- 42	501848	. TERMINAL, LUG-INS 6AWG NO. 1/4 MTG HOLE				AR	
- 42A	511544	. TERMINAL, LUG-INS 6AWG NO. 10 MTG HOLE				AR	
- 43	596255	. TERMINAL, SLIP-ON				AR	
- 43A	5214594	. TERMINAL, SLIP ON-18-22 AWG				AR	
- 44	804715	. TERMINAL, LUG-INS 18/22AWG NO. 4 MTG HOLE				AR	
- 45	5270658	. TERMINAL, LUG-RIGHT ANGLE, 8-10 STUD SIZE				AR	

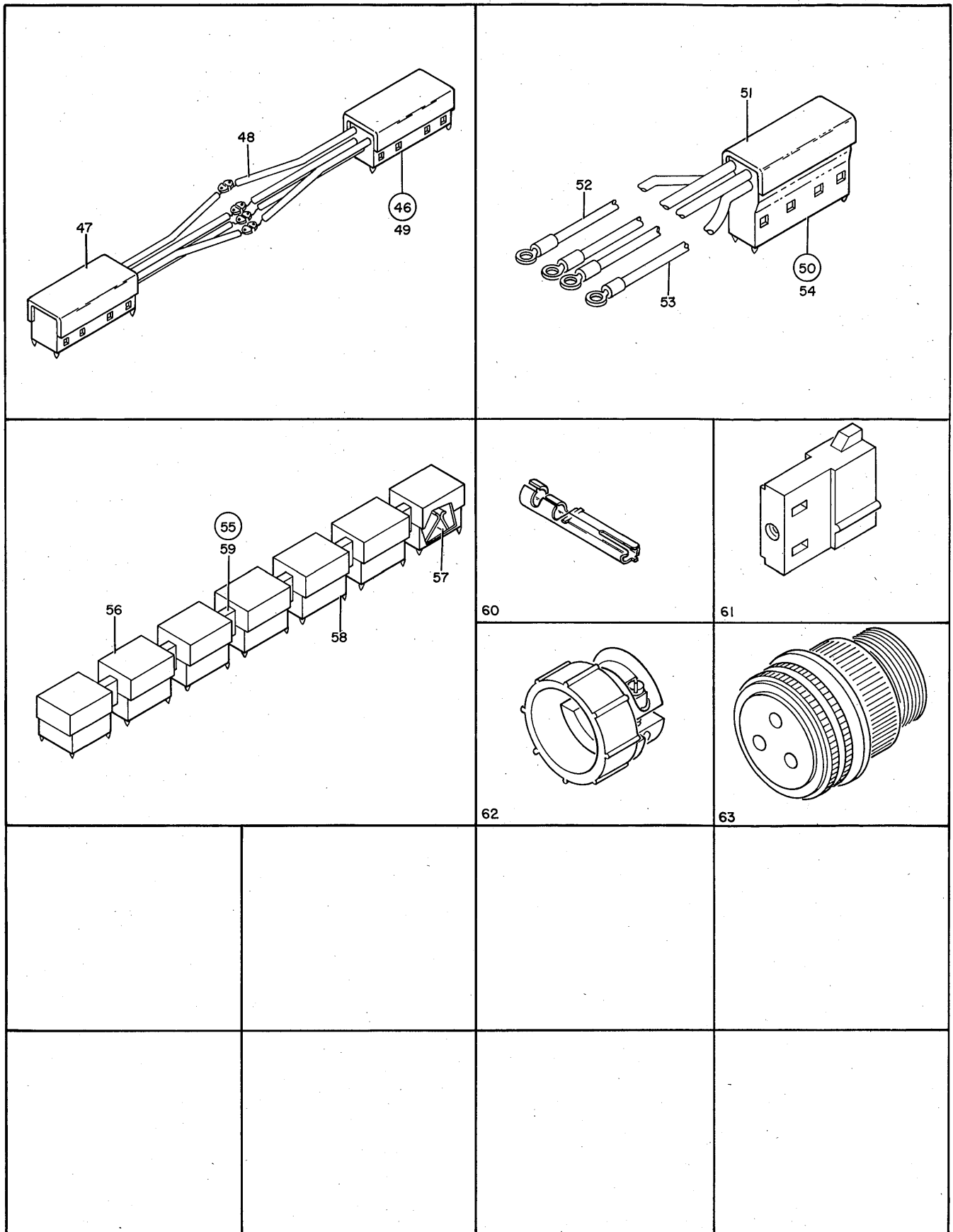


FIGURE 59. CABLE AND JUMPER ASSEMBLY COMPONENT PARTS. (SHEET 3 OF 3. INDEX NOS. 46-63)

LIST 59. CABLE AND JUMPER ASSEMBLY COMPONENT PARTS

FIGURE- INDEX NUMBER	PART NUMBER	DESCRIPTION	UNITS PER ASM.	USABLE ON CODE
		1 2 3 4		
59 - 46	811621	. CROSSOVER ASSEMBLY	AR	
- 47	813802	. . COVER	2	
- 48	811496	. . CONTACT ASM,BUS TO BOARD	4	
- 49	813801	. . HOUSING	2	
- 50	811483	. CROSSOVER ASSEMBLY	AR	
- 51	813802	. . COVER	1	
- 52	811495	. . CONTACT ASSEMBLY	2	
- 53	811485	. . CONTACT ASM	2	
- 54	813801	. . HOUSING	2	
- 55	813271	. BUS ASM-MINIATURE,8 POSITION	AR	
- 56	813549	. . CAP-MINIATURE BUS	10	
- 57	813681	. . CONTACT	20	
- 58	813703	. . HOUSING	10	
- 59	813261	. . BUS BAR	1	
- 60	1166115	. SOCKET, TERMINAL	AR	
- 61	5214143	. HOUSING, SOCKET, TERMINAL	AR	
- 62	5713607	. CLAMP, CABLE	AR	
- 63	5713574	. CONNECTOR, PLUG, ELECTRICAL	AR	

